

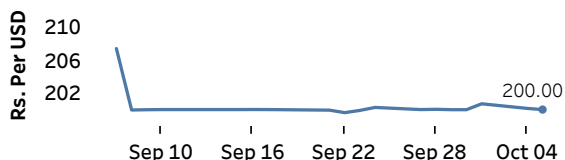


Real GDP 2021 Q2: 12.3%    NCPI Y-o-Y Change (2013=100) Aug: 6.7%    CCPI Y-o-Y Change (2013=100) Sep: 5.7%

### Exchange Rates

05-Oct-21	TT Buying	TT Selling
Rs. Per Unit		
USD	198.5008	202.9992
GBP	268.4143	277.1507
EUR	229.4595	237.9696
JPY	1.7751	1.8449

#### Indicative USD Spot Exchange Rate



Source: Central Bank of Sri Lanka

### Gold Price

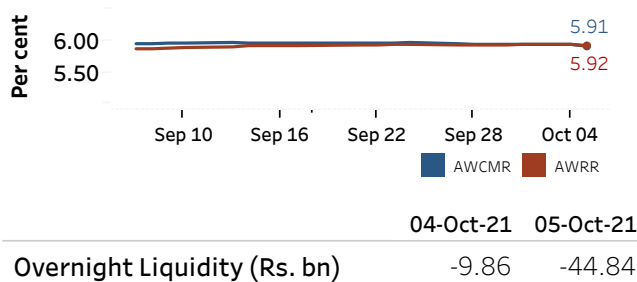


Source: Reuters

### Money Market

Policy Rates: SDF Rate: 5.00%    SLF Rate: 6.00%    Bank Rate: 9.00%    SRR: 4.00%

#### Overnight Money Market Rates



#### Yield Rates of T-Bills

	Primary Market	Secondary Market
	01-Oct-21	04-Oct-21
91 Day	6.70	6.07
182 Day	6.99	6.77
364 Day	7.01	6.79

Source: Central Bank of Sri Lanka

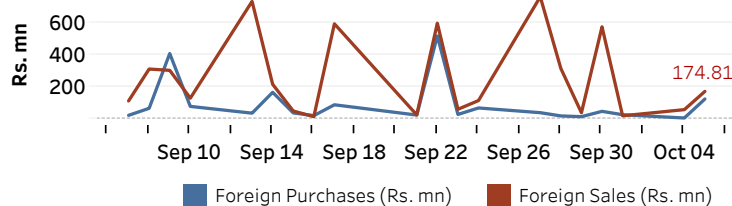
	04-Oct-21	05-Oct-21
Overnight Liquidity (Rs. bn)	-9.86	-44.84

### Share Market

	05-Oct-21
ASPI	9,533.64
S&P SL20	3,539.74
Daily Turnover	Rs. 4,715.59 mn

Market Capitalisation	PE Ratio
Rs. 4,248.39 bn	11.6

#### Foreign Purchases and Sales

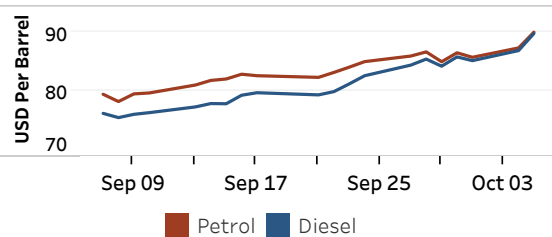


Source: Colombo Stock Exchange

### Energy

#### Refined Oil Products - Singapore Market

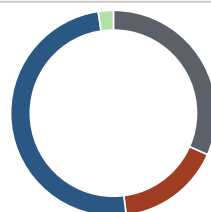
USD per Barrel	Petrol	Diesel
05-Oct-21	90.20	89.96



Source: Reuters

#### Electricity Generation

	05-Oct-21
Total Energy (GWh)	41.23
Peak Demand (MW)	2,302.30



Per cent	Source
31.6	Thermal Coal
16.4	Thermal Oil
49.6	Hydro
2.3	Wind

Source: Ceylon Electricity Board