

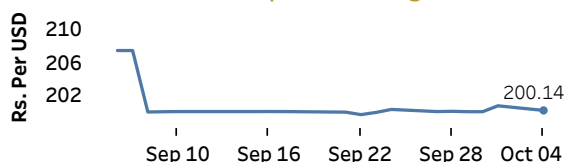


Real GDP 2021 Q2: 12.3% NCPI Y-o-Y Change (2013=100) Aug: 6.7% CCPI Y-o-Y Change (2013=100) Sep: 5.7%

Exchange Rates

04-Oct-21	TT Buying	TT Selling
Rs. Per Unit		
USD	198.5008	202.9992
GBP	267.4350	276.1535
EUR	229.3458	237.8526
JPY	1.7766	1.8465

Indicative USD Spot Exchange Rate



Source: Central Bank of Sri Lanka

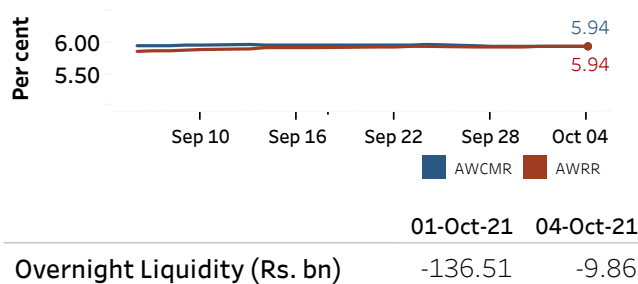
Gold Price



Money Market

Policy Rates: SDF Rate: 5.00% SLF Rate: 6.00% Bank Rate: 9.00% SRR: 4.00%

Overnight Money Market Rates



Yield Rates of T-Bills

	Primary Market	Secondary Market
	01-Oct-21	01-Oct-21
91 Day	6.70	6.63
182 Day	6.99	6.77
364 Day	7.01	6.94

Source: Central Bank of Sri Lanka

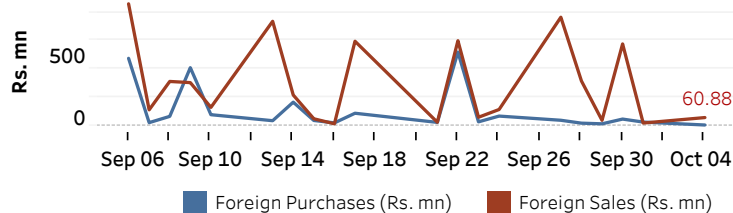
	01-Oct-21	04-Oct-21
Overnight Liquidity (Rs. bn)	-136.51	-9.86

Share Market

04-Oct-21	
ASPI	▲ 9,542.33
S&P SL20	▲ 3,540.24
Daily Turnover	Rs. 3,620.02 mn

Market Capitalisation	PE Ratio
Rs. 4,252.26 bn	11.6

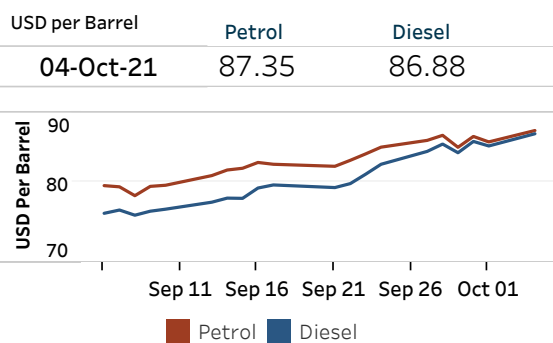
Foreign Purchases and Sales



Source: Colombo Stock Exchange

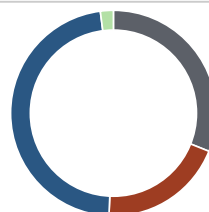
Energy

Refined Oil Products - Singapore Market



Electricity Generation

	04-Oct-21
Total Energy (GWh)	42.07
Peak Demand (MW)	2,407.40



Per cent	Source
31.0	Thermal Coal
19.6	Thermal Oil
47.3	Hydro
2.0	Wind

Source: Ceylon Electricity Board