

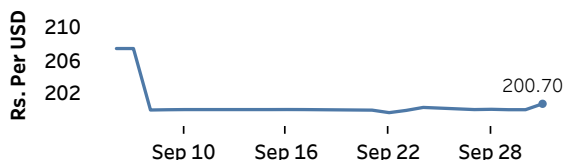


Real GDP 2021 Q2: 12.3%    NCPI Y-o-Y Change (2013=100) Aug: 6.7%    CCPI Y-o-Y Change (2013=100) Sep: 5.7%

### Exchange Rates

01-Oct-21	TT Buying	TT Selling
Rs. Per Unit		
USD	198.5008	202.9992
GBP	265.6306	274.3255
EUR	228.7623	237.2622
JPY	1.7720	1.8418

#### Indicative USD Spot Exchange Rate



Source: Central Bank of Sri Lanka

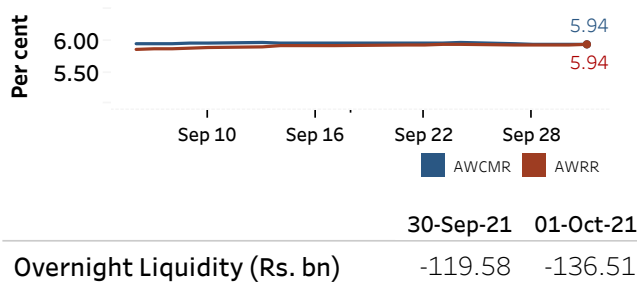
### Gold Price



### Money Market

Policy Rates: SDF Rate: 5.00%    SLF Rate: 6.00%    Bank Rate: 9.00%    SRR: 4.00%

#### Overnight Money Market Rates



#### Yield Rates of T-Bills

	Primary Market	Secondary Market
	24-Sep-21	30-Sep-21
91 Day	6.38	6.67
182 Day	6.27	6.24
364 Day	6.50	5.84

Source: Central Bank of Sri Lanka

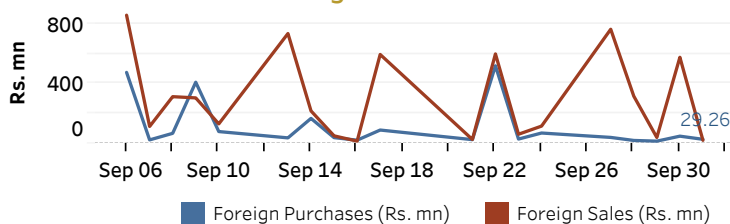
	30-Sep-21	01-Oct-21
Overnight Liquidity (Rs. bn)	-119.58	-136.51

### Share Market

01-Oct-21	
ASPI	9,442.30
S&P SL20	3,539.55
Daily Turnover	Rs. 5,280.07 mn

Market Capitalisation	PE Ratio
Rs. 4,207.68 bn	11.5

#### Foreign Purchases and Sales

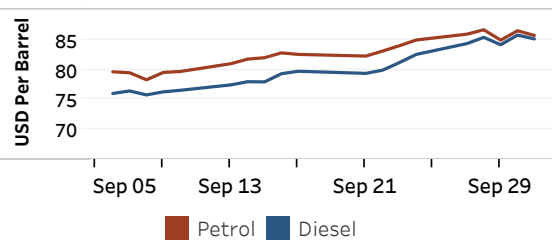


Source: Colombo Stock Exchange

### Energy

#### Refined Oil Products - Singapore Market

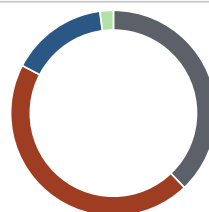
USD per Barrel	Petrol	Diesel
01-Oct-21	85.70	85.12



Source: Reuters

#### Electricity Generation

	01-Oct-21
Total Energy (GWh)	34.32
Peak Demand (MW)	2,011.80



Per cent	Source
37.9	Thermal Coal
44.8	Thermal Oil
15.2	Hydro
2.1	Wind

Source: Ceylon Electricity Board