

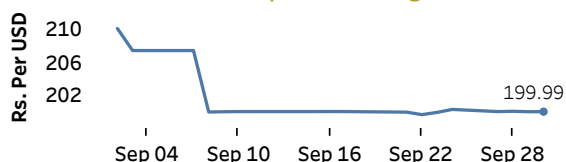


Real GDP 2021 Q2: 12.3%    NCPI Y-o-Y Change (2013=100) Aug: 6.7%    CCPI Y-o-Y Change (2013=100) Sep: 5.7%

## Exchange Rates

30-Sep-21	TT Buying	TT Selling
Rs. Per Unit		
USD	198.5008	202.9992
GBP	265.4173	274.1074
EUR	229.4296	237.9393
JPY	1.7629	1.8326

### Indicative USD Spot Exchange Rate



Source: Central Bank of Sri Lanka

## Gold Price

28-Sep-21	29-Sep-21	30-Sep-21
USD 1,753.52	USD 1,738.56	USD 1,732.74

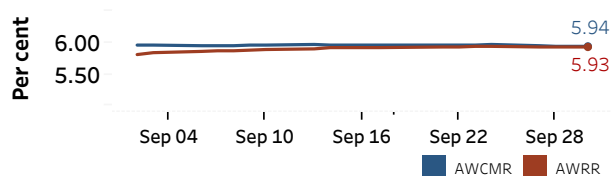


Source: Reuters

## Money Market

Policy Rates: SDF Rate: 5.00%    SLF Rate: 6.00%    Bank Rate: 9.00%    SRR: 4.00%

### Overnight Money Market Rates



29-Sep-21    30-Sep-21

Overnight Liquidity (Rs. bn)    -122.19    -119.58

### Yield Rates of T-Bills

	Primary Market 24-Sep-21	Secondary Market 29-Sep-21
91 Day	6.38	6.67
182 Day	6.27	6.24
364 Day	6.50	5.84

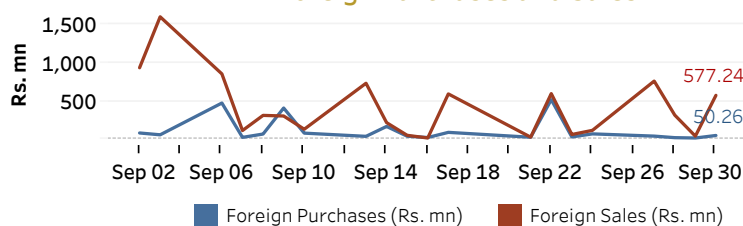
Source: Central Bank of Sri Lanka

## Share Market

30-Sep-21	
ASPI	▲ 9,459.94
S&P SL20	▲ 3,534.82
Daily Turnover	
Rs. 6,942.35 mn	

Market Capitalisation	PE Ratio
Rs. 4,215.63 bn	11.5

### Foreign Purchases and Sales

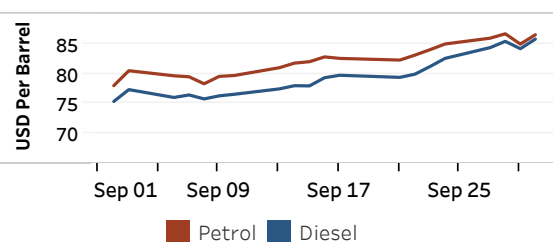


Source: Colombo Stock Exchange

## Energy

### Refined Oil Products - Singapore Market

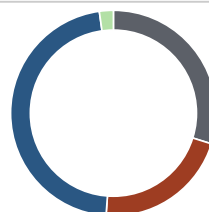
USD per Barrel	Petrol	Diesel
30-Sep-21	86.49	85.77



Source: Reuters

### Electricity Generation

	30-Sep-21
Total Energy (GWh)	43.71
Peak Demand (MW)	2,486.80



Per cent	Source
29.8	Thermal Coal
21.3	Thermal Oil
46.7	Hydro
2.2	Wind

Source: Ceylon Electricity Board