

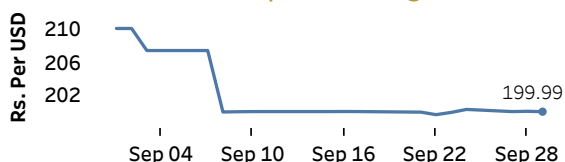


Real GDP 2021 Q2: 12.3% NCPI Y-o-Y Change (2013=100) Aug: 6.7% CCPI Y-o-Y Change (2013=100) Aug: 6.0%

Exchange Rates

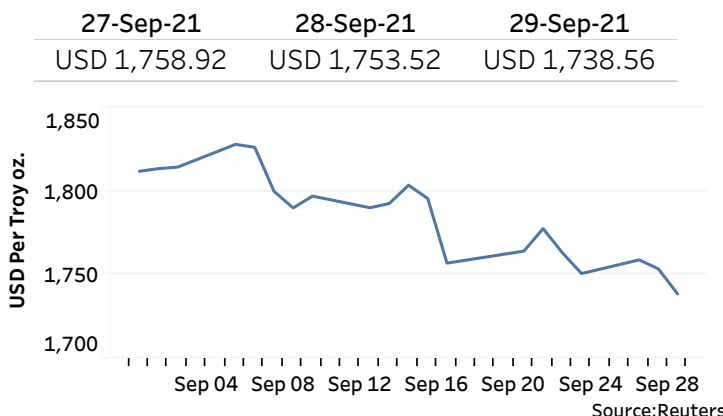
29-Sep-21	TT Buying	TT Selling
Rs. Per Unit		
USD	198.5008	202.9992
GBP	267.1997	275.9171
EUR	230.9459	239.4829
JPY	1.7671	1.8368

Indicative USD Spot Exchange Rate



Source: Central Bank of Sri Lanka

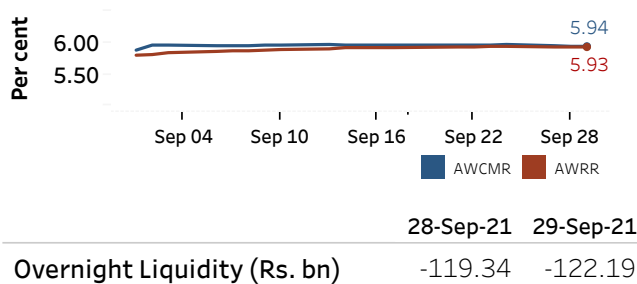
Gold Price



Money Market

Policy Rates: SDF Rate: 5.00% SLF Rate: 6.00% Bank Rate: 9.00% SRR: 4.00%

Overnight Money Market Rates



Yield Rates of T-Bills

	Primary Market	Secondary Market
	24-Sep-21	28-Sep-21
91 Day	6.38	6.67
182 Day	6.27	6.24
364 Day	6.50	5.84

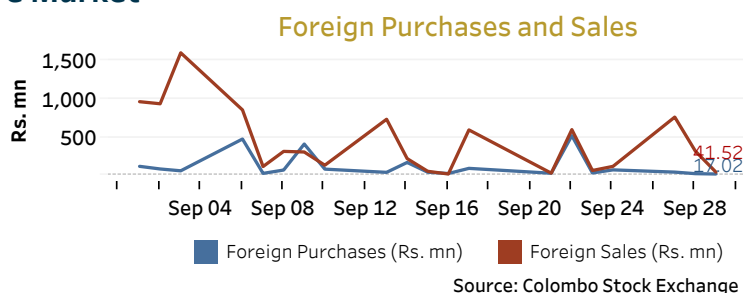
Source: Central Bank of Sri Lanka

	28-Sep-21	29-Sep-21
Overnight Liquidity (Rs. bn)	-119.34	-122.19

Share Market

29-Sep-21	
ASPI	9,433.77
S&P SL20	3,504.14
Daily Turnover	Rs. 5,959.63 mn

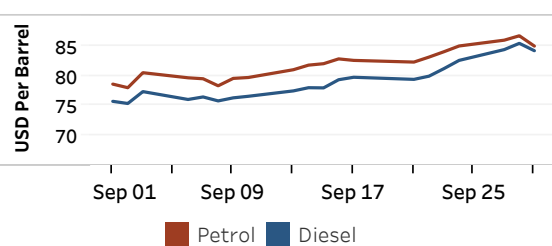
Market Capitalisation	PE Ratio
Rs. 4,203.97 bn	11.4



Energy

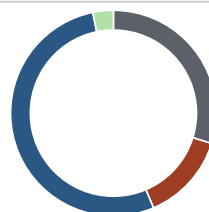
Refined Oil Products - Singapore Market

USD per Barrel	Petrol	Diesel
29-Sep-21	84.93	84.16



Electricity Generation

	29-Sep-21
Total Energy (GWh)	42.10
Peak Demand (MW)	2,403.10



Per cent	Source
29.8	Thermal Coal
13.9	Thermal Oil
53.2	Hydro
3.2	Wind

Source: Ceylon Electricity Board