

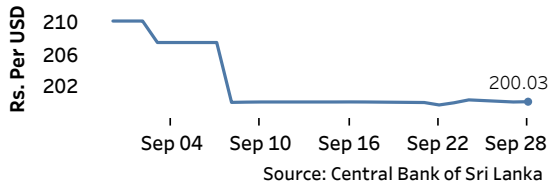


Real GDP 2021 Q2: 12.3% NCPI Y-o-Y Change (2013=100) Aug: 6.7% CCPI Y-o-Y Change (2013=100) Aug: 6.0%

Exchange Rates

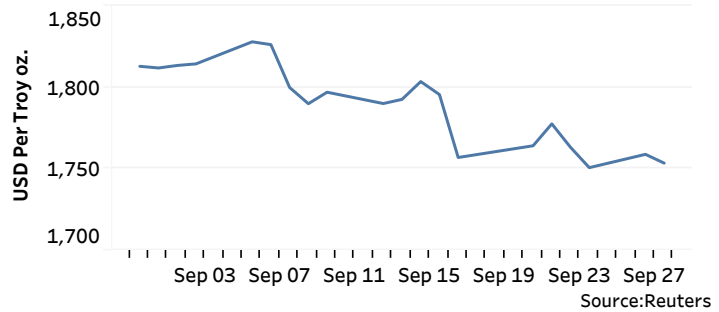
28-Sep-21		
Rs. Per Unit	TT Buying	TT Selling
USD	198.5008	202.9992
GBP	270.4104	279.1781
EUR	231.0902	239.6296
JPY	1.7749	1.8447

Indicative USD Spot Exchange Rate



Gold Price

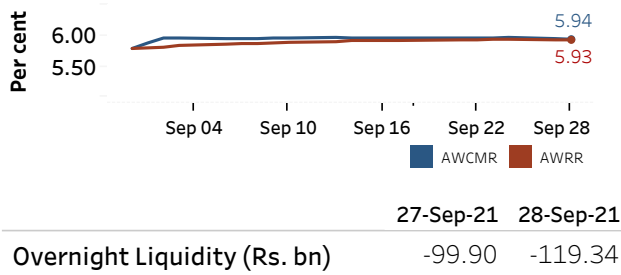
24-Sep-21	27-Sep-21	28-Sep-21
USD 1,750.75	USD 1,758.92	USD 1,753.52



Money Market

Policy Rates: SDF Rate: 5.00% SLF Rate: 6.00% Bank Rate: 9.00% SRR: 4.00%

Overnight Money Market Rates



Yield Rates of T-Bills

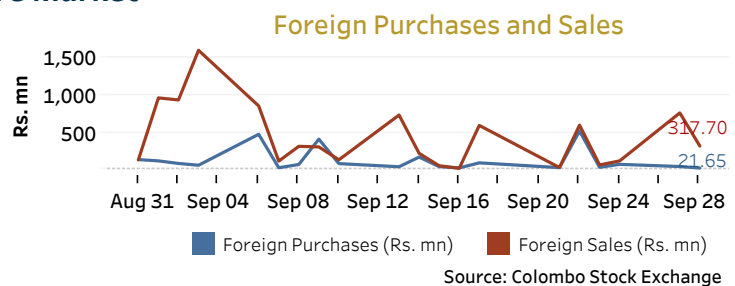
	27-Sep-21	
	Primary Market	Secondary Market
91 Day	6.38	6.40
182 Day	6.27	6.24
364 Day	6.50	5.84

Source: Central Bank of Sri Lanka

Share Market

28-Sep-21	
ASPI	9,339.28
S&P SL20	3,444.06
Daily Turnover	
Rs. 6,662.34 mn	

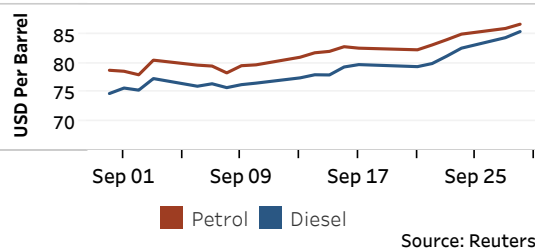
Market Capitalisation	PE Ratio
Rs. 4,161.86 bn	11.3



Energy

Refined Oil Products - Singapore Market

USD per Barrel	Petrol	Diesel
28-Sep-21	86.65	85.39



Electricity Generation

28-Sep-21	
Total Energy (GWh)	40.68
Peak Demand (MW)	2,276.30

