

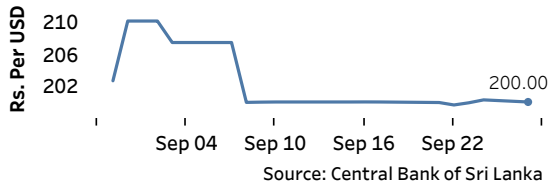
Real GDP 2021 Q2: 12.3%    NCPI Y-o-Y Change (2013=100) Aug: 6.7%    CCPI Y-o-Y Change (2013=100) Aug: 6.0%

## Exchange Rates

27-Sep-21

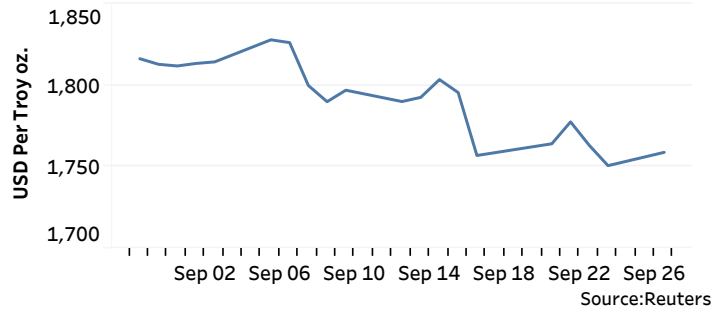
Rs. Per Unit	TT Buying	TT Selling
USD	198.5008	202.9992
GBP	270.0623	278.8239
EUR	231.8062	240.3582
JPY	1.7822	1.8522

### Indicative USD Spot Exchange Rate



## Gold Price

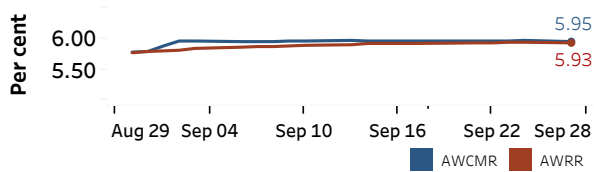
23-Sep-21	24-Sep-21	27-Sep-21
USD 1,763.21	USD 1,750.75	USD 1,758.92



## Money Market

Policy Rates: SDF Rate: 5.00%    SLF Rate: 6.00%    Bank Rate: 9.00%    SRR: 4.00%

### Overnight Money Market Rates



	24-Sep-21	27-Sep-21
Overnight Liquidity (Rs. bn)	-200.61	-99.90

### Yield Rates of T-Bills

	Primary Market 24-Sep-21	Secondary Market 24-Sep-21
91 Day	6.38	6.33
182 Day	6.27	6.19
364 Day	6.50	5.84

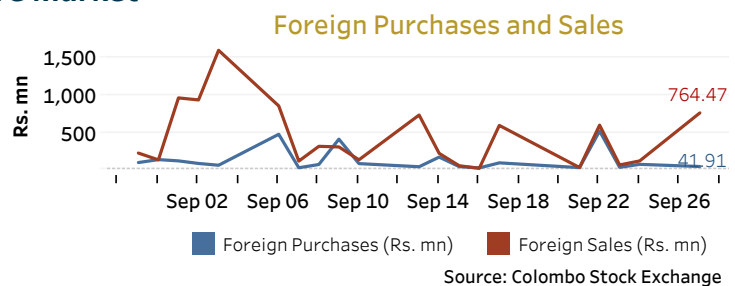
Source: Central Bank of Sri Lanka

## Share Market

27-Sep-21

ASPI	▲	9,269.65
S&P SL20	▲	3,416.12
Daily Turnover		Rs.6,774.92 mn

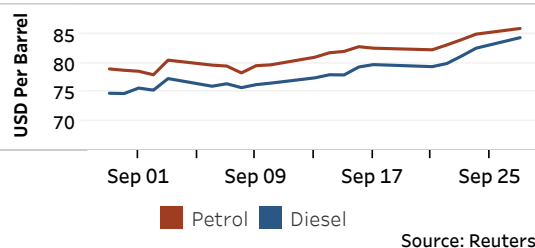
Market Capitalisation	PE Ratio
Rs. 4,130.83 bn	11.2



## Energy

### Refined Oil Products - Singapore Market

USD per Barrel	Petrol	Diesel
27-Sep-21	85.92	84.35



### Electricity Generation

27-Sep-21

Total Energy (GWh)	40.30
Peak Demand (MW)	2,343.10

