

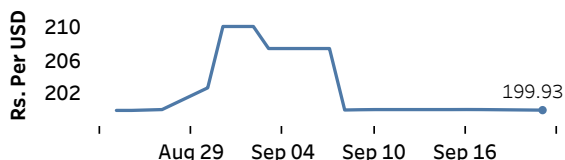


Real GDP 2021 Q2: 12.3% NCPI Y-o-Y Change (2013=100) Aug: 6.7% CCPI Y-o-Y Change (2013=100) Aug: 6.0%

Exchange Rates

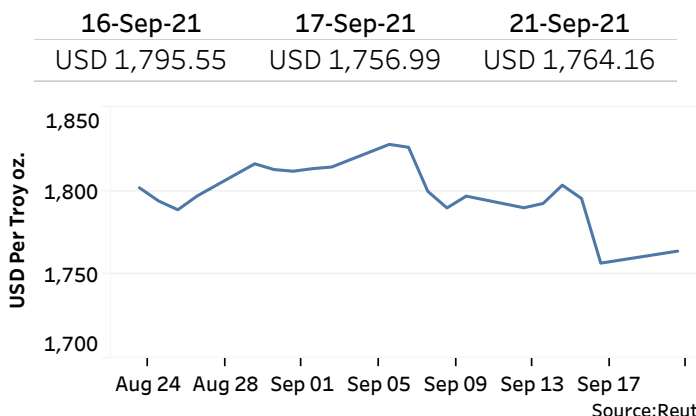
21-Sep-21	TT Buying	TT Selling
Rs. Per Unit		
USD	198.5008	202.9992
GBP	269.8834	278.6416
EUR	232.0651	240.6210
JPY	1.8007	1.8710

Indicative USD Spot Exchange Rate



Source: Central Bank of Sri Lanka

Gold Price

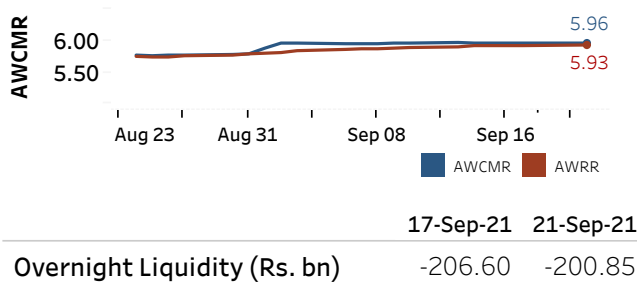


Source: Reuters

Money Market

Policy Rates: SDF Rate: 5.00% SLF Rate: 6.00% Bank Rate: 9.00% SRR: 4.00%

Overnight Money Market Rates



Yield Rates of T-Bills

	Primary Market	Secondary Market
	17-Sep-21	17-Sep-21
91 Day	6.08	6.04
182 Day	-	5.92
364 Day	6.12	5.84

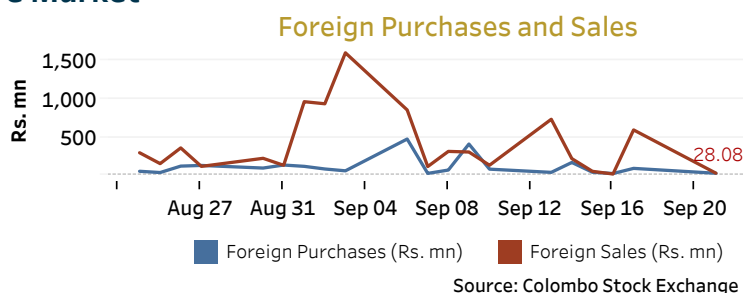
Source: Central Bank of Sri Lanka

Overnight Liquidity (Rs. bn)	17-Sep-21	21-Sep-21
	-206.60	-200.85

Share Market

	21-Sep-21
ASPI	8,770.39
S&P SL20	3,266.79
Daily Turnover	Rs.1,708.02 mn

Market Capitalisation	PE Ratio
Rs. 3,908.17 bn	10.6

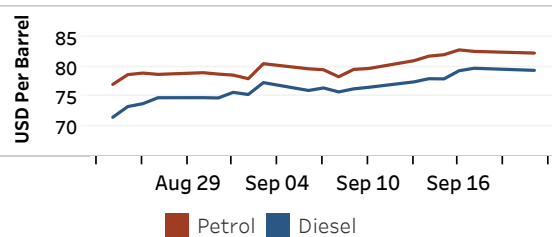


Source: Colombo Stock Exchange

Energy

Refined Oil Products - Singapore Market

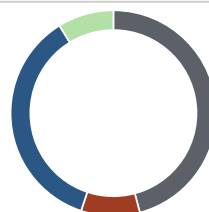
USD per Barrel	Petrol	Diesel
21-Sep-21	82.27	79.39



Source: Reuters

Electricity Generation

	21-Sep-21
Total Energy (GWh)	41.80
Peak Demand (MW)	2,383.80



Per cent	Source
45.9	Thermal Coal
9.2	Thermal Oil
36.1	Hydro
8.8	Wind

Source: Ceylon Electricity Board