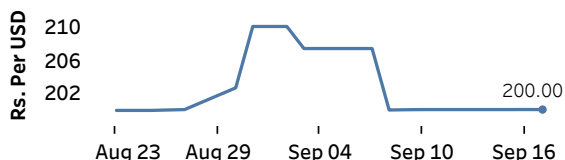


Real GDP 2021 Q2: 12.3% NCPI Y-o-Y Change (2013=100) July: 6.8% CCPI Y-o-Y Change (2013=100) Aug: 6.0%

Exchange Rates

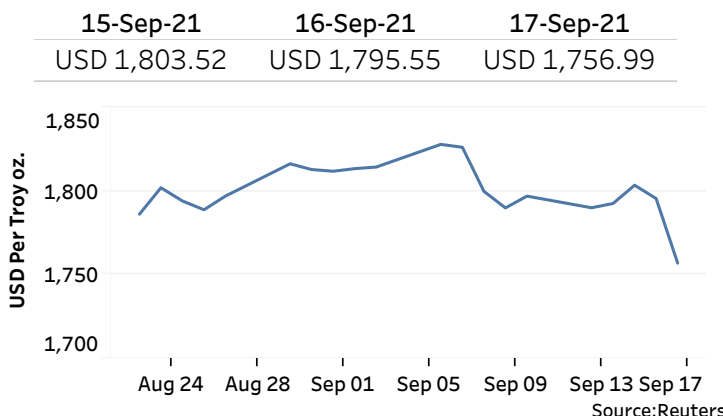
Rs. Per Unit	TT Buying	TT Selling
USD	198.5008	202.9992
GBP	272.3482	281.1438
EUR	232.6144	241.1797
JPY	1.7955	1.8657

Indicative USD Spot Exchange Rate



Source: Central Bank of Sri Lanka

Gold Price

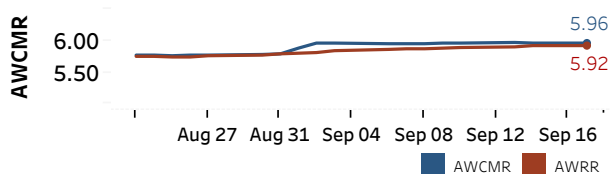


Source: Reuters

Money Market

Policy Rates: SDF Rate: 5.00% SLF Rate: 6.00% Bank Rate: 9.00% SRR: 4.00%

Overnight Money Market Rates



16-Sep-21 17-Sep-21

Overnight Liquidity (Rs. bn) -209.83 -206.60

Yield Rates of T-Bills

	Primary Market 10-Sep-21	Secondary Market 16-Sep-21
91 Day	6.01	5.91
182 Day	-	5.77
364 Day	6.05	5.84

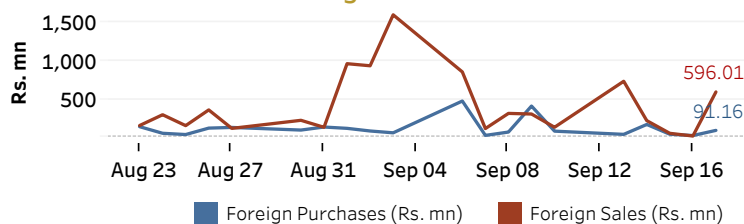
Source: Central Bank of Sri Lanka

Share Market

	17-Sep-21	
ASPI	▼	8,801.95
S&P SL20	▼	3,291.87
Daily Turnover		Rs. 3,801.15 mn

Market Capitalisation	PE Ratio
Rs. 3,922.23 bn	10.7

Foreign Purchases and Sales

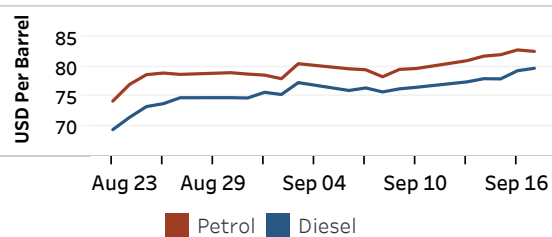


Source: Colombo Stock Exchange

Energy

Refined Oil Products - Singapore Market

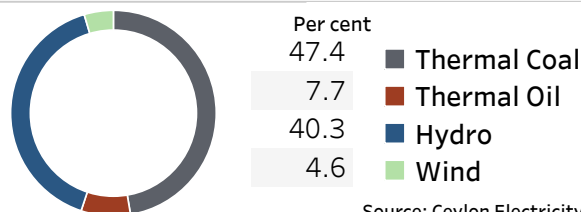
USD per Barrel	Petrol	Diesel
17-Sep-21	82.55	79.74



Source: Reuters

Electricity Generation

	17-Sep-21
Total Energy (GWh)	41.12
Peak Demand (MW)	2,383.20



Source: Ceylon Electricity Board