

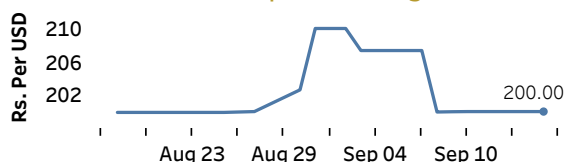


Real GDP 2021 Q1: 4.3% NCPI Y-o-Y Change (2013=100) July: 6.8% CCPI Y-o-Y Change (2013=100) Aug: 6.0%

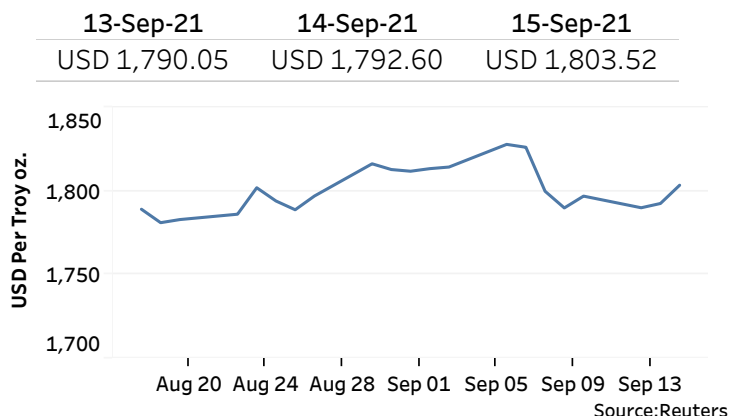
Exchange Rates

15-Sep-21	TT Buying	TT Selling
Rs. Per Unit		
USD	198.5008	202.9992
GBP	272.6513	281.4524
EUR	233.5417	242.1240
JPY	1.8001	1.8704

Indicative USD Spot Exchange Rate



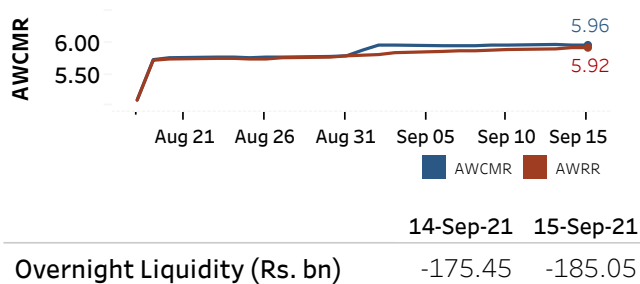
Gold Price



Money Market

Policy Rates: SDF Rate: 5.00% SLF Rate: 6.00% Bank Rate: 9.00% SRR: 4.00%

Overnight Money Market Rates



Yield Rates of T-Bills

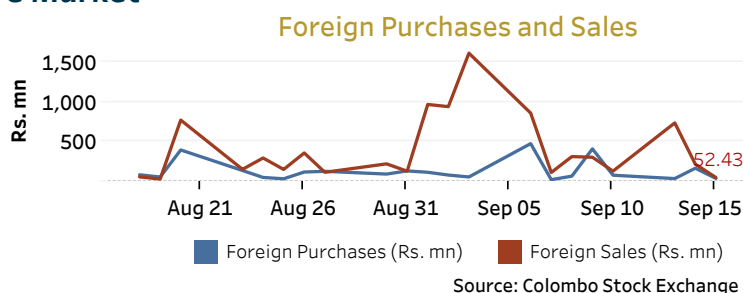
	Primary Market 10-Sep-21	Secondary Market 14-Sep-21
91 Day	6.01	5.93
182 Day	-	5.77
364 Day	6.05	5.87

Source: Central Bank of Sri Lanka

Share Market

	15-Sep-21
ASPI	▲ 8,931.21
S&P SL20	▲ 3,332.26
Daily Turnover	Rs. 5,496.87 mn

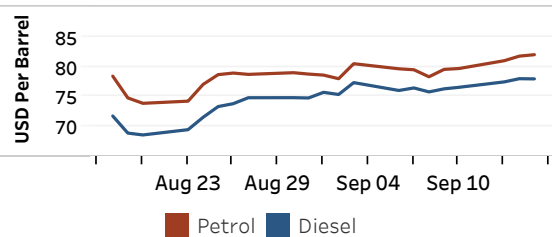
Market Capitalisation	PE Ratio
Rs. 3,979.83 bn	10.8



Energy

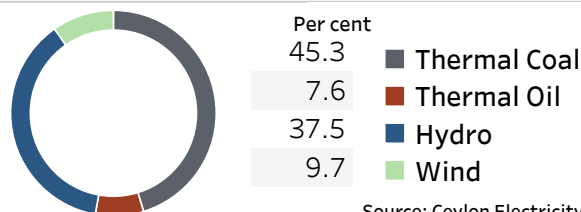
Refined Oil Products - Singapore Market

USD per Barrel	Petrol	Diesel
15-Sep-21	82.00	77.97



Electricity Generation

	15-Sep-21
Total Energy (GWh)	42.77
Peak Demand (MW)	2,420.00



Source: Ceylon Electricity Board