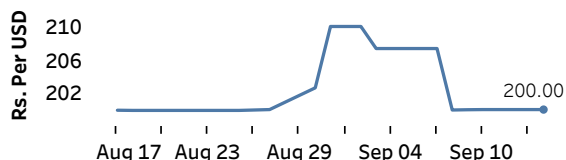


Real GDP 2021 Q1: 4.3% NCPI Y-o-Y Change (2013=100) July: 6.8% CCPI Y-o-Y Change (2013=100) Aug: 6.0%

Exchange Rates

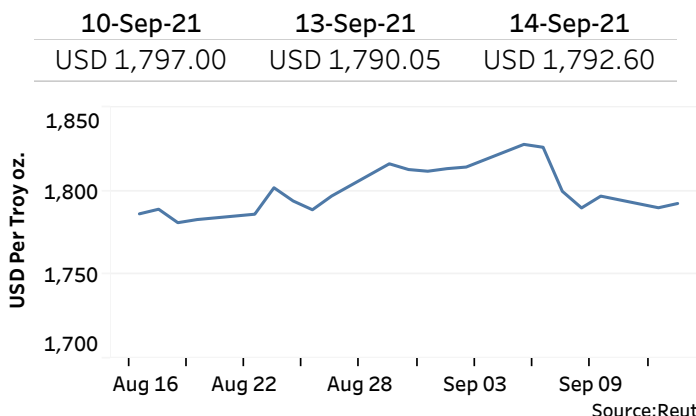
14-Sep-21	TT Buying	TT Selling
Rs. Per Unit		
USD	198.5008	202.9992
GBP	273.3136	282.1246
EUR	233.4671	242.0481
JPY	1.7914	1.8616

Indicative USD Spot Exchange Rate



Source: Central Bank of Sri Lanka

Gold Price

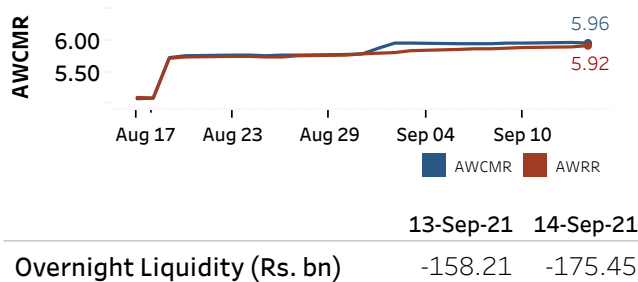


Source: Reuters

Money Market

Policy Rates: SDF Rate: 5.00% SLF Rate: 6.00% Bank Rate: 9.00% SRR: 4.00%

Overnight Money Market Rates



13-Sep-21 14-Sep-21

Overnight Liquidity (Rs. bn) -158.21 -175.45

Yield Rates of T-Bills

	Primary Market	Secondary Market
	10-Sep-21	13-Sep-21
91 Day	6.01	5.97
182 Day	-	5.77
364 Day	6.05	5.87

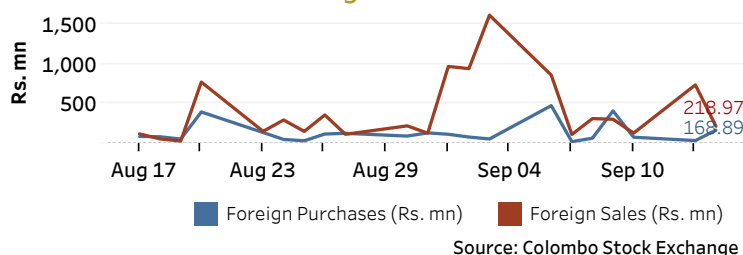
Source: Central Bank of Sri Lanka

Share Market

14-Sep-21	
ASPI	▲ 8,692.60
S&P SL20	▲ 3,256.32
Daily Turnover	
Rs. 3,589.27 mn	

Market Capitalisation	PE Ratio
Rs. 3,873.51 bn	10.5

Foreign Purchases and Sales

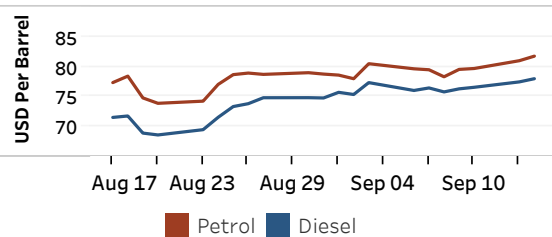


Source: Colombo Stock Exchange

Energy

Refined Oil Products - Singapore Market

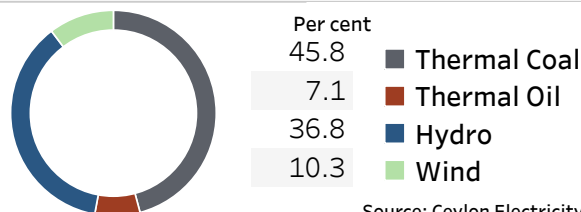
USD per Barrel	Petrol	Diesel
14-Sep-21	81.76	78.00



Source: Reuters

Electricity Generation

	14-Sep-21
Total Energy (GWh)	41.97
Peak Demand (MW)	2,434.30



Source: Ceylon Electricity Board