

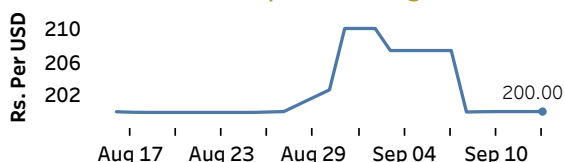


Real GDP 2021 Q1: 4.3% NCPI Y-o-Y Change (2013=100) July: 6.8% CCPI Y-o-Y Change (2013=100) Aug: 6.0%

Exchange Rates

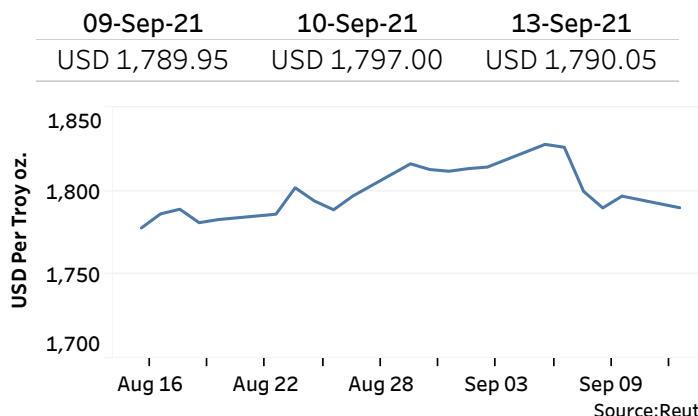
13-Sep-21	TT Buying	TT Selling
Rs. Per Unit		
USD	198.5008	202.9992
GBP	272.6693	281.9780
EUR	233.3925	241.9723
JPY	1.7940	1.8642

Indicative USD Spot Exchange Rate



Source: Central Bank of Sri Lanka

Gold Price

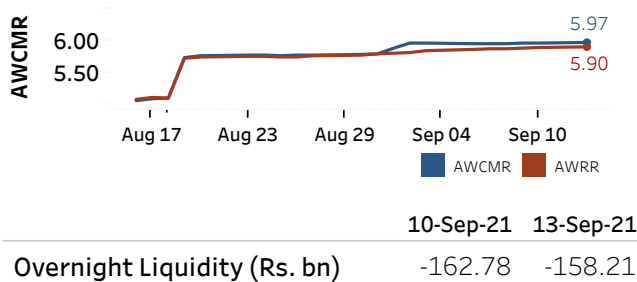


Source: Reuters

Money Market

Policy Rates: SDF Rate: 5.00% SLF Rate: 6.00% Bank Rate: 9.00% SRR: 4.00%

Overnight Money Market Rates



10-Sep-21 13-Sep-21

Overnight Liquidity (Rs. bn) -162.78 -158.21

Yield Rates of T-Bills

	Primary Market	Secondary Market
	10-Sep-21	10-Sep-21
91 Day	6.01	5.91
182 Day	-	5.77
364 Day	6.05	5.87

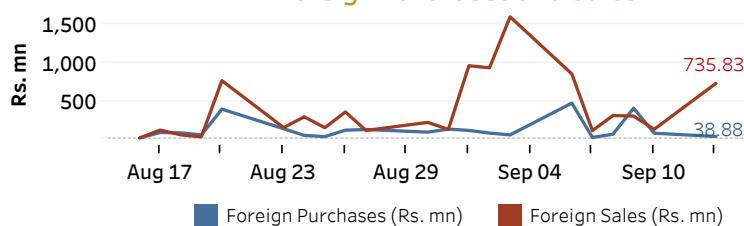
Source: Central Bank of Sri Lanka

Share Market

	13-Sep-21	
ASPI	8,536.88	▼
S&P SL20	3,204.07	▼
Daily Turnover	Rs. 6,763.51 mn	

Market Capitalisation	PE Ratio
Rs. 3,804.12 bn	10.3

Foreign Purchases and Sales

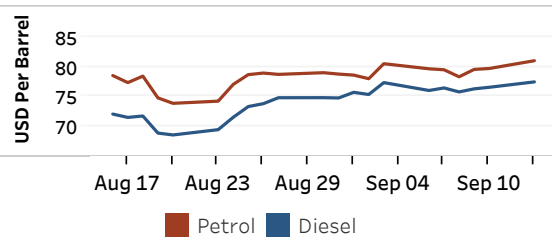


Source: Colombo Stock Exchange

Energy

Refined Oil Products - Singapore Market

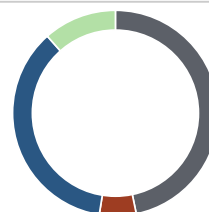
USD per Barrel	Petrol	Diesel
13-Sep-21	81.00	77.47



Source: Reuters

Electricity Generation

	13-Sep-21
Total Energy (GWh)	40.90
Peak Demand (MW)	2,396.00



Per cent	Source
46.8	Thermal Coal
5.8	Thermal Oil
36.0	Hydro
11.5	Wind

Source: Ceylon Electricity Board