

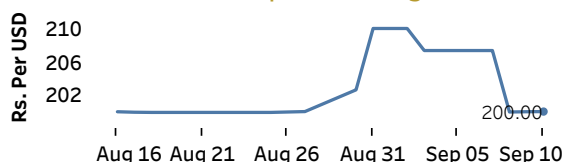


Real GDP 2021 Q1: 4.3%    NCPI Y-o-Y Change (2013=100) July: 6.8%    CCPI Y-o-Y Change (2013=100) Aug: 6.0%

## Exchange Rates

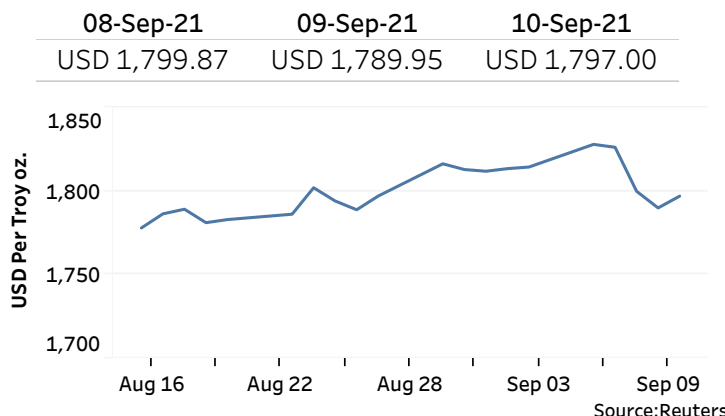
10-Sep-21	TT Buying	TT Selling
Rs. Per Unit		
USD	198.5008	202.9992
GBP	273.2737	282.0842
EUR	233.7556	242.3416
JPY	1.7968	1.8670

### Indicative USD Spot Exchange Rate



Source: Central Bank of Sri Lanka

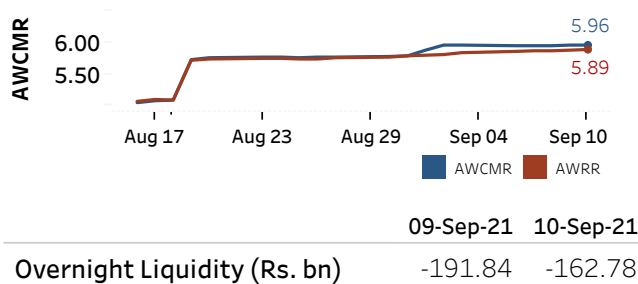
## Gold Price



## Money Market

Policy Rates: SDF Rate: 5.00%    SLF Rate: 6.00%    Bank Rate: 9.00%    SRR: 4.00%

### Overnight Money Market Rates



09-Sep-21    10-Sep-21

Overnight Liquidity (Rs. bn)    -191.84    -162.78

### Yield Rates of T-Bills

	Primary Market 03-Sep-21	Secondary Market 09-Sep-21
91 Day	5.92	5.88
182 Day	5.95	5.95
364 Day	5.96	5.80

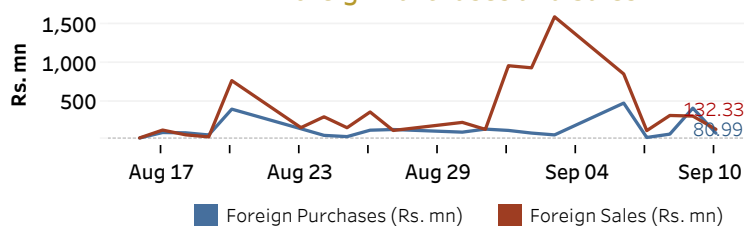
Source: Central Bank of Sri Lanka

## Share Market

	10-Sep-21	
ASPI	▼	8,865.30
S&P SL20	▼	3,335.51
Daily Turnover		Rs. 6,914.93 mn

Market Capitalisation	PE Ratio
Rs. 3,950.47 bn	10.8

### Foreign Purchases and Sales

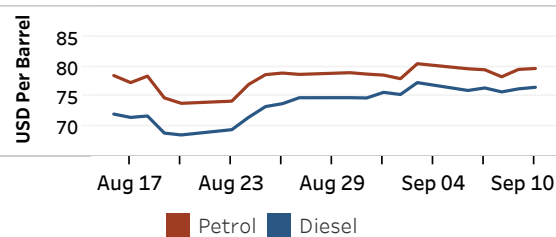


Source: Colombo Stock Exchange

## Energy

### Refined Oil Products - Singapore Market

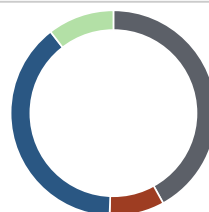
USD per Barrel	Petrol	Diesel
10-Sep-21	79.70	76.57



Source: Reuters

### Electricity Generation

	10-Sep-21
Total Energy (GWh)	40.77
Peak Demand (MW)	2,415.00



Per cent	Source
42.0	Thermal Coal
8.6	Thermal Oil
38.9	Hydro
10.5	Wind

Source: Ceylon Electricity Board