

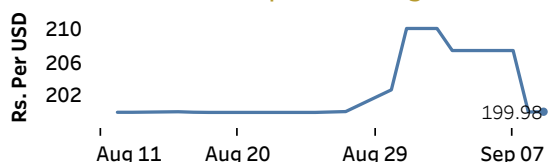


Real GDP 2021 Q1: 4.3%    NCPI Y-o-Y Change (2013=100) July: 6.8%    CCPI Y-o-Y Change (2013=100) Aug: 6.0%

## Exchange Rates

09-Sep-21	TT Buying	TT Selling
Rs. Per Unit		
USD	198.5008	202.9992
GBP	271.8738	280.6645
EUR	233.7200	242.3068
JPY	1.7901	1.8602

### Indicative USD Spot Exchange Rate



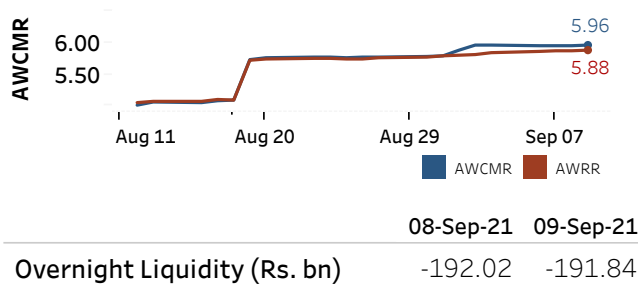
## Gold Price



## Money Market

Policy Rates: SDF Rate: 5.00%    SLF Rate: 6.00%    Bank Rate: 9.00%    SRR: 4.00%

### Overnight Money Market Rates



### Yield Rates of T-Bills

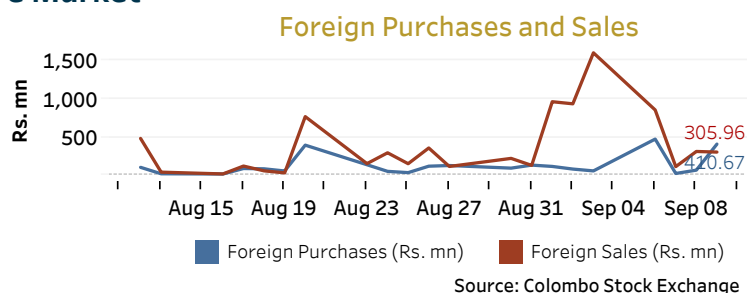
	Primary Market 03-Sep-21	Secondary Market 08-Sep-21
91 Day	5.92	5.88
182 Day	5.95	5.95
364 Day	5.96	5.80

Source: Central Bank of Sri Lanka

## Share Market

09-Sep-21	
ASPI	▲ 8,986.40
S&P SL20	▲ 3,376.04
Daily Turnover	
Rs. 5,793.73 mn	

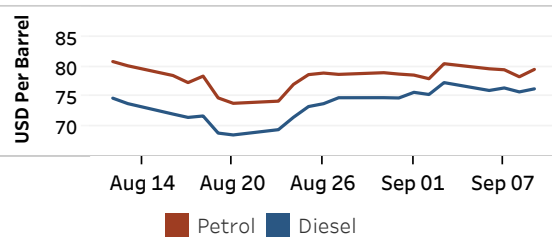
Market Capitalisation	PE Ratio
Rs. 4,004.43 bn	10.9



## Energy

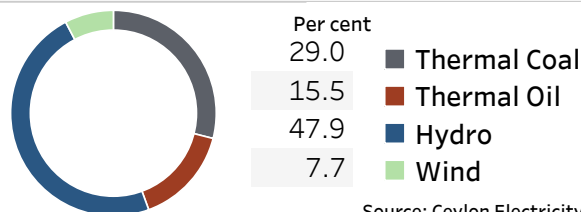
### Refined Oil Products - Singapore Market

USD per Barrel	Petrol	Diesel
09-Sep-21	79.55	76.31



### Electricity Generation

09-Sep-21	
Total Energy (GWh)	39.51
Peak Demand (MW)	2,383.70



Source: Ceylon Electricity Board