

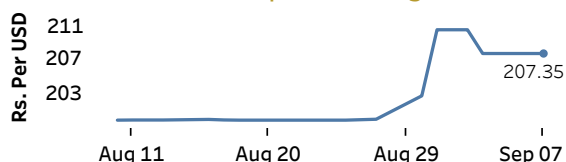


Real GDP 2021 Q1: 4.3%    NCPI Y-o-Y Change (2013=100) July: 6.8%    CCPI Y-o-Y Change (2013=100) Aug: 6.0%

## Exchange Rates

07-Sep-21		
Rs. Per Unit	TT Buying	TT Selling
USD	198.5008	202.9992
GBP	273.5072	282.3223
EUR	234.9138	243.5209
JPY	1.7959	1.8662

### Indicative USD Spot Exchange Rate



Source: Central Bank of Sri Lanka

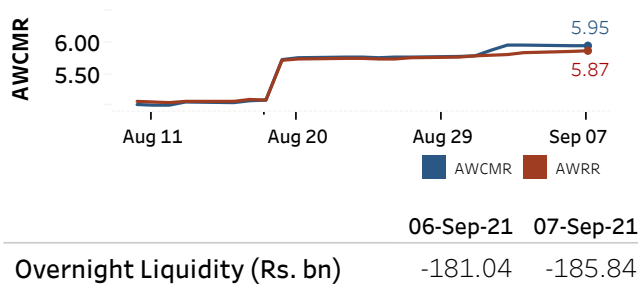
## Gold Price



## Money Market

Policy Rates: SDF Rate: 5.00%    SLF Rate: 6.00%    Bank Rate: 9.00%    SRR: 4.00%

### Overnight Money Market Rates



### Yield Rates of T-Bills

	Primary Market	Secondary Market
	03-Sep-21	06-Sep-21
91 Day	5.92	5.88
182 Day	5.95	5.95
364 Day	5.96	5.80

Source: Central Bank of Sri Lanka

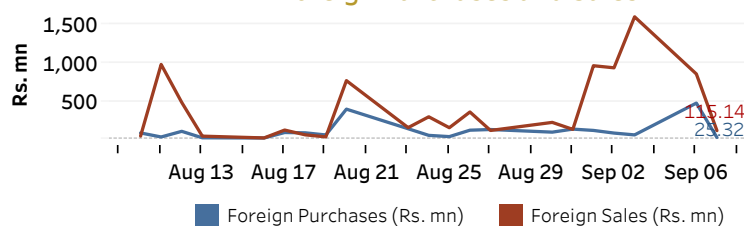
	06-Sep-21	07-Sep-21
Overnight Liquidity (Rs. bn)	-181.04	-185.84

## Share Market

07-Sep-21	
ASPI	9,092.74
S&P SL20	3,415.46
Daily Turnover	
Rs. 8,665.26 mn	

Market Capitalisation	PE Ratio
Rs. 4,051.81 bn	11.0

### Foreign Purchases and Sales

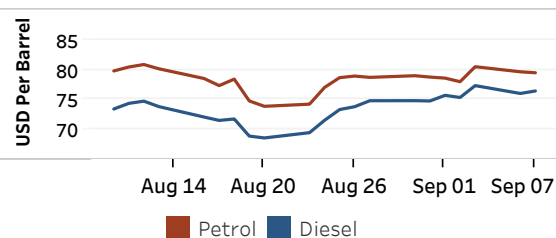


Source: Colombo Stock Exchange

## Energy

### Refined Oil Products - Singapore Market

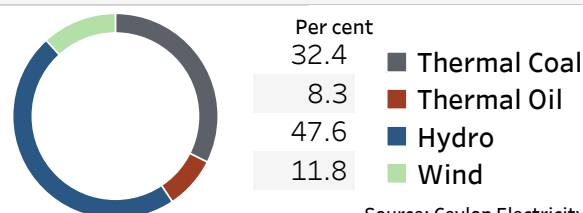
USD per Barrel	Petrol	Diesel
07-Sep-21	79.49	76.46



Source: Reuters

### Electricity Generation

	07-Sep-21
Total Energy (GWh)	38.69
Peak Demand (MW)	2,365.80



Source: Ceylon Electricity Board