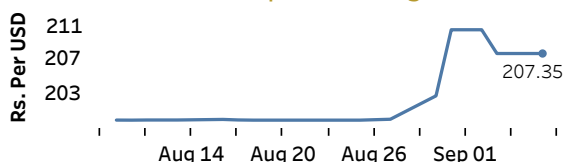


Real GDP 2021 Q1: 4.3% NCPI Y-o-Y Change (2013=100) July: 6.8% CCPI Y-o-Y Change (2013=100) Aug: 6.0%

Exchange Rates

06-Sep-21	TT Buying	TT Selling
Rs. Per Unit		
USD	198.5000	203.0000
GBP	307.1355	317.4765
EUR	263.5472	273.5229
JPY	2.0162	2.0969

Indicative USD Spot Exchange Rate



Source: Central Bank of Sri Lanka

Gold Price

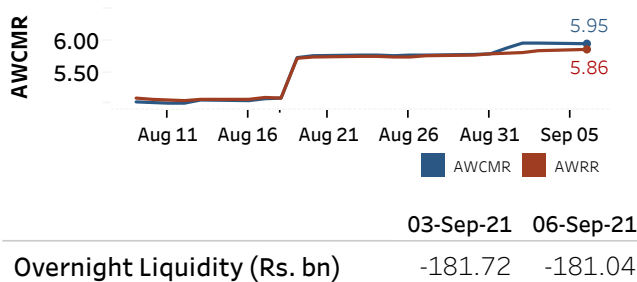


Source: Reuters

Money Market

Policy Rates: SDF Rate: 5.00% SLF Rate: 6.00% Bank Rate: 9.00% SRR: 4.00%

Overnight Money Market Rates



03-Sep-21 06-Sep-21

Overnight Liquidity (Rs. bn) -181.72 -181.04

Yield Rates of T-Bills

	Primary Market	Secondary Market
	03-Sep-21	03-Sep-21
91 Day	5.92	5.88
182 Day	5.95	5.95
364 Day	5.96	5.86

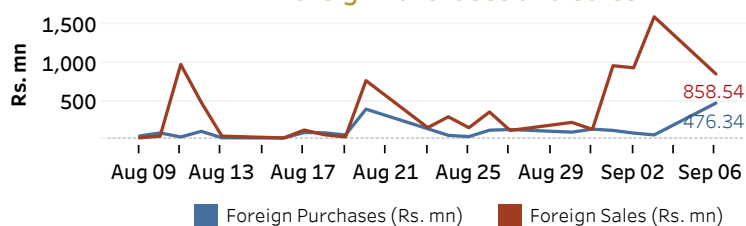
Source: Central Bank of Sri Lanka

Share Market

	06-Sep-21
ASPI	9,227.88
S&P SL20	3,452.41
Daily Turnover	Rs. 7,733.71 mn

Market Capitalisation	PE Ratio
Rs. 4,112.03 bn	11.2

Foreign Purchases and Sales

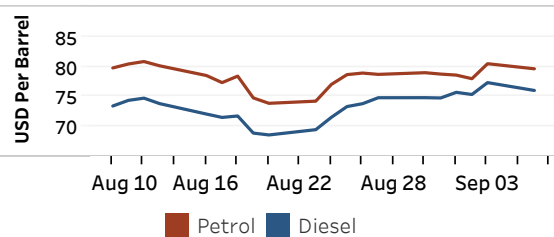


Source: Colombo Stock Exchange

Energy

Refined Oil Products - Singapore Market

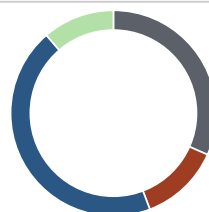
USD per Barrel	Petrol	Diesel
06-Sep-21	79.65	76.04



Source: Reuters

Electricity Generation

	06-Sep-21
Total Energy (GWh)	37.01
Peak Demand (MW)	2,315.70



Per cent	Source
31.6	Thermal Coal
12.6	Thermal Oil
44.5	Hydro
11.3	Wind

Source: Ceylon Electricity Board