

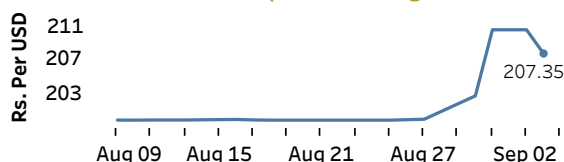


Real GDP 2021 Q1: 4.3% NCPI Y-o-Y Change (2013=100) July: 6.8% CCPI Y-o-Y Change (2013=100) Aug: 6.0%

Exchange Rates

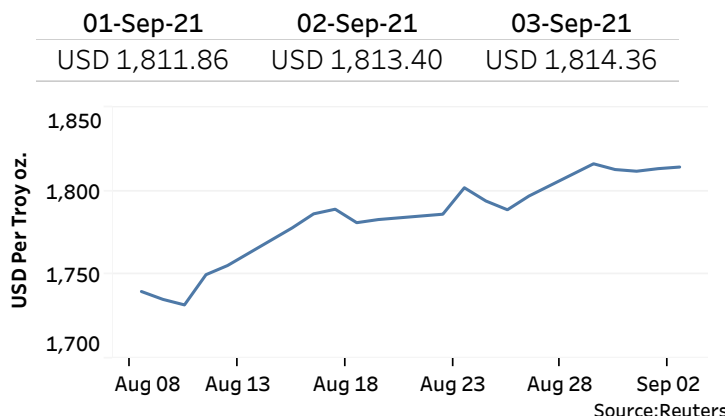
| 03-Sep-21 | TT Buying | TT Selling |
|--------------|-----------|------------|
| Rs. Per Unit | | |
| USD | 198.5008 | 202.9992 |
| GBP | 290.3634 | 300.1876 |
| EUR | 249.5352 | 259.0090 |
| JPY | 1.9064 | 1.9834 |

Indicative USD Spot Exchange Rate



Source: Central Bank of Sri Lanka

Gold Price

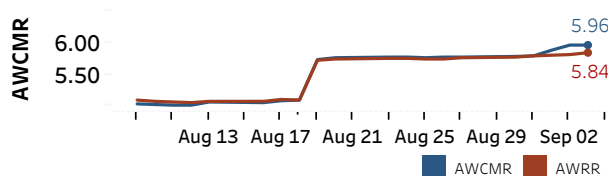


Source: Reuters

Money Market

Policy Rates: SDF Rate: 5.00% SLF Rate: 6.00% Bank Rate: 9.00% SRR: 4.00%

Overnight Money Market Rates



02-Sep-21 03-Sep-21

Overnight Liquidity (Rs. bn) -214.70 -181.72

Yield Rates of T-Bills

| | Primary Market 27-Aug-21 | Secondary Market 02-Sep-21 |
|---------|-----------------------------|-------------------------------|
| 91 Day | 5.87 | 5.52 |
| 182 Day | 5.90 | 5.60 |
| 364 Day | 5.93 | 5.92 |

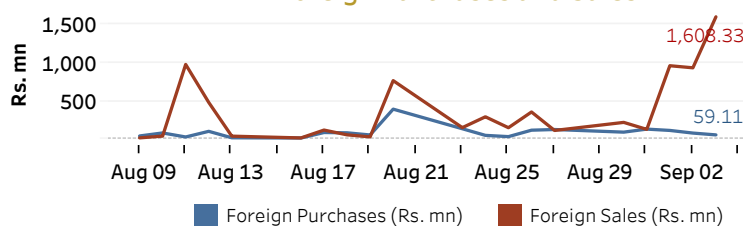
Source: Central Bank of Sri Lanka

Share Market

| | 03-Sep-21 |
|----------------|-----------------|
| ASPI | 9,316.65 |
| S&P SL20 | 3,494.76 |
| Daily Turnover | Rs. 9,387.95 mn |

| Market Capitalisation | PE Ratio |
|-----------------------|----------|
| Rs. 4,151.63 bn | 11.3 |

Foreign Purchases and Sales

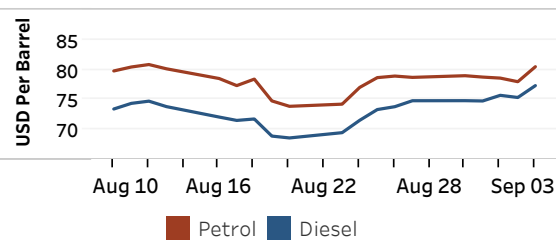


Source: Colombo Stock Exchange

Energy

Refined Oil Products - Singapore Market

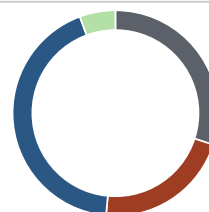
| USD per Barrel | Petrol | Diesel |
|----------------|--------|--------|
| 03-Sep-21 | 80.50 | 77.35 |



Source: Reuters

Electricity Generation

| | 03-Sep-21 |
|--------------------|-----------|
| Total Energy (GWh) | 38.12 |
| Peak Demand (MW) | 2,286.20 |



| Per cent | Source |
|----------|--------------|
| 30.0 | Thermal Coal |
| 21.5 | Thermal Oil |
| 42.9 | Hydro |
| 5.6 | Wind |

Source: Ceylon Electricity Board