




Real GDP 2021 Q1: 4.3% NCPI Y-o-Y Change (2013=100) July: 6.8% CCPI Y-o-Y Change (2013=100) Aug: 6.0%

Exchange Rates

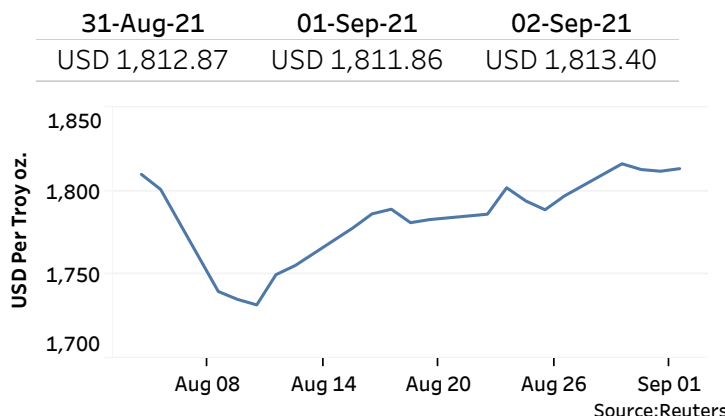
02-Sep-21		
Rs. Per Unit	TT Buying	TT Selling
USD	198.5008	202.9992
GBP	289.0575	298.6992
EUR	248.8222	258.0850
JPY	1.9057	1.9805

Indicative USD Spot Exchange Rate



Source: Central Bank of Sri Lanka

Gold Price

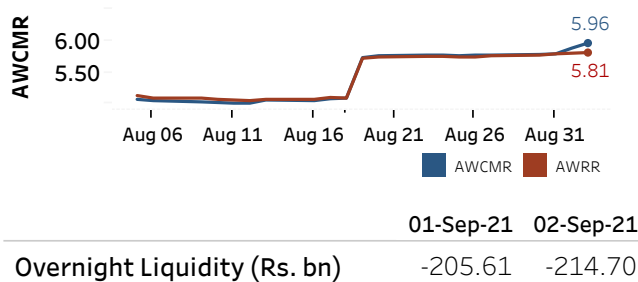


Source: Reuters

Money Market

Policy Rates: SDF Rate: 5.00% SLF Rate: 6.00% Bank Rate: 9.00% SRR: 4.00%

Overnight Money Market Rates



01-Sep-21 02-Sep-21

Overnight Liquidity (Rs. bn) -205.61 -214.70

Yield Rates of T-Bills

	Primary Market	Secondary Market
	27-Aug-21	01-Sep-21
91 Day	5.87	5.52
182 Day	5.90	5.60
364 Day	5.93	5.92

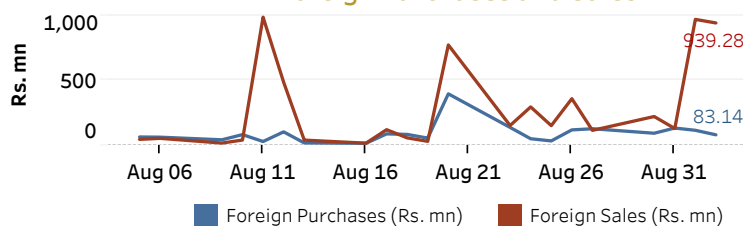
Source: Central Bank of Sri Lanka

Share Market

02-Sep-21		
ASPI	▲	9,335.98
S&P SL20	▲	3,500.89
Daily Turnover		
Rs.12,032.51 mn		

Market Capitalisation	PE Ratio
Rs. 4,160.25 bn	11.3

Foreign Purchases and Sales

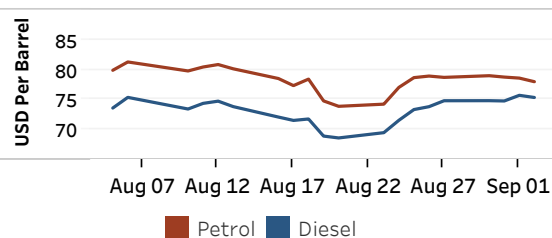


Source: Colombo Stock Exchange

Energy

Refined Oil Products - Singapore Market

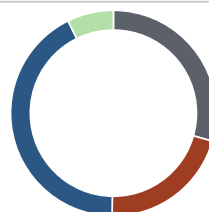
USD per Barrel	Petrol	Diesel
02-Sep-21	78.00	75.37



Source: Reuters

Electricity Generation

02-Sep-21	
Total Energy (GWh)	38.67
Peak Demand (MW)	2,275.50



Per cent	Source
29.4	Thermal Coal
20.8	Thermal Oil
42.5	Hydro
7.3	Wind

Source: Ceylon Electricity Board