

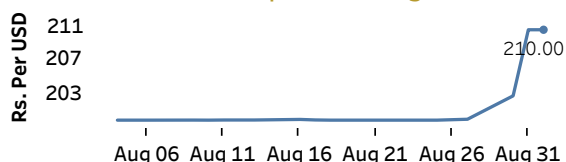


Real GDP 2021 Q1: 4.3% NCPI Y-o-Y Change (2013=100) July: 6.8% CCPI Y-o-Y Change (2013=100) Aug: 6.0%

Exchange Rates

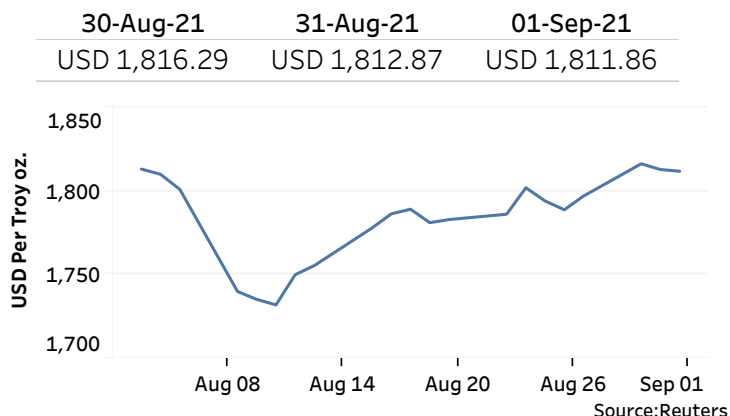
01-Sep-21	TT Buying	TT Selling
Rs. Per Unit		
USD	198.8649	203.8701
GBP	282.6031	292.7134
EUR	237.8970	245.8991
JPY	1.8779	1.9340

Indicative USD Spot Exchange Rate



Source: Central Bank of Sri Lanka

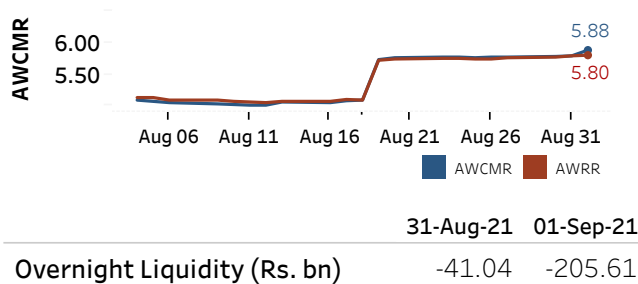
Gold Price



Money Market

Policy Rates: SDF Rate: 5.00% SLF Rate: 6.00% Bank Rate: 9.00% SRR: 4.00%

Overnight Money Market Rates



31-Aug-21 01-Sep-21

Overnight Liquidity (Rs. bn) -41.04 -205.61

Yield Rates of T-Bills

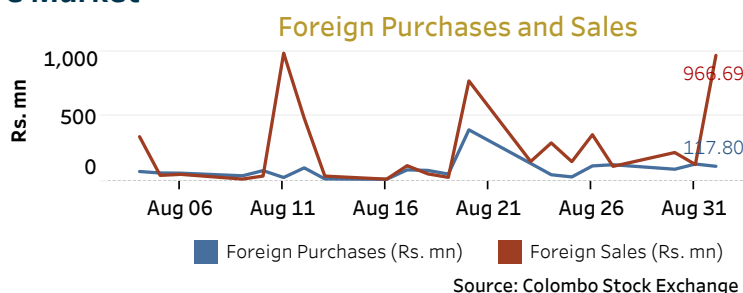
	Primary Market 27-Aug-21	Secondary Market 31-Aug-21
91 Day	5.87	5.42
182 Day	5.90	5.60
364 Day	5.93	5.92

Source: Central Bank of Sri Lanka

Share Market

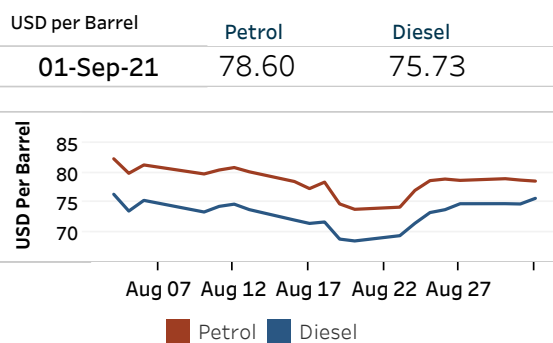
01-Sep-21	
ASPI	▲ 9,163.13
S&P SL20	▲ 3,428.72
Daily Turnover	
Rs.14,614.23 mn	

Market Capitalisation	PE Ratio
Rs. 4,083.22 bn	11.1



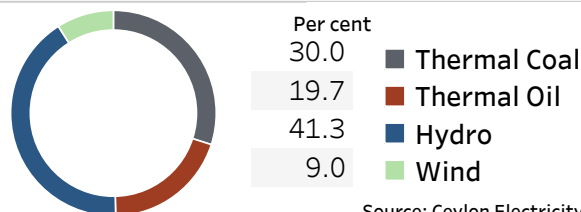
Energy

Refined Oil Products - Singapore Market



Electricity Generation

	01-Sep-21
Total Energy (GWh)	39.54
Peak Demand (MW)	2,310.90



Source: Ceylon Electricity Board