

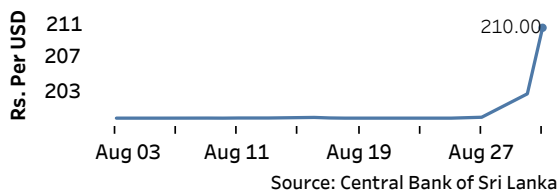


Real GDP 2021 Q1: 4.3% NCPI Y-o-Y Change (2013=100) July: 6.8% CCPI Y-o-Y Change (2013=100) Aug: 6.0%

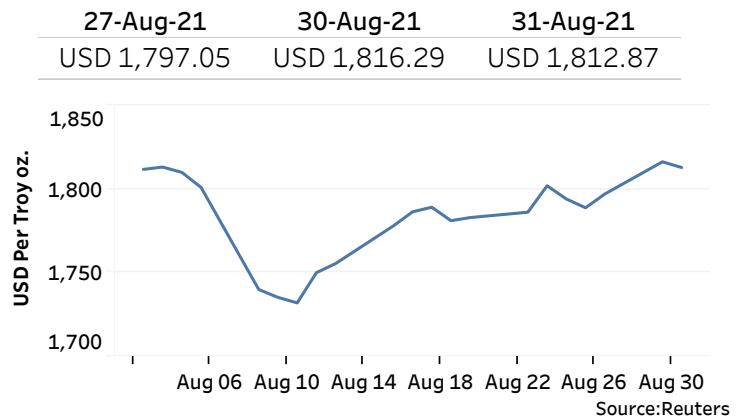
Exchange Rates

31-Aug-21	TT Buying	TT Selling
Rs. Per Unit		
USD	198.9023	204.8977
GBP	276.8136	288.3629
EUR	235.5881	244.4379
JPY	1.8270	1.9092

Indicative USD Spot Exchange Rate



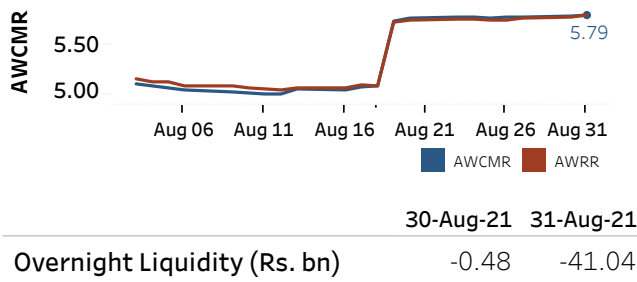
Gold Price



Money Market

Policy Rates: SDF Rate: 5.00% SLF Rate: 6.00% Bank Rate: 9.00% SRR: 2.00%

Overnight Money Market Rates



Yield Rates of T-Bills

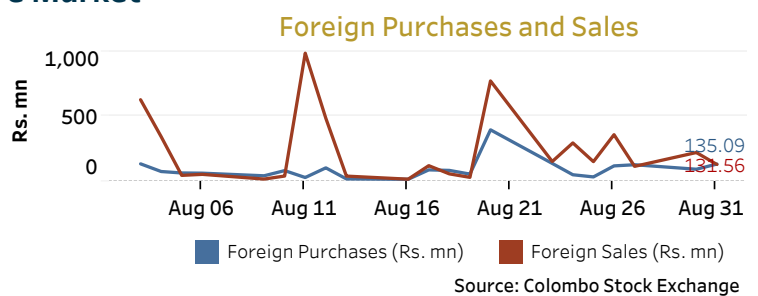
	Primary Market	Secondary Market
	27-Aug-21	30-Aug-21
91 Day	5.87	5.69
182 Day	5.90	5.60
364 Day	5.93	5.92

Source: Central Bank of Sri Lanka

Share Market

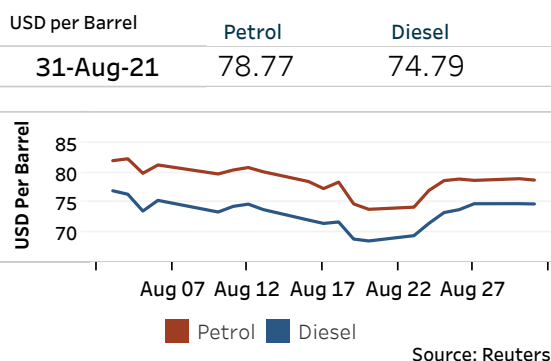
	31-Aug-21
ASPI	8,997.60 ▲
S&P SL20	3,364.59 ▲
Daily Turnover	Rs.10,865.81 mn

Market Capitalisation	PE Ratio
Rs. 4,009.46 bn	10.9



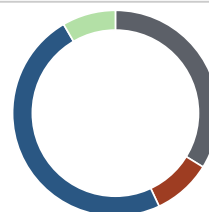
Energy

Refined Oil Products - Singapore Market



Electricity Generation

	31-Aug-21
Total Energy (GWh)	38.94
Peak Demand (MW)	2,363.50



Per cent	
33.8	Thermal Coal
9.3	Thermal Oil
48.6	Hydro
8.4	Wind

Source: Ceylon Electricity Board