

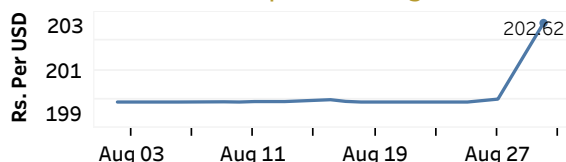


Real GDP 2021 Q1: 4.3% NCPI Y-o-Y Change (2013=100) July: 6.8% CCPI Y-o-Y Change (2013=100) July: 5.7%

Exchange Rates

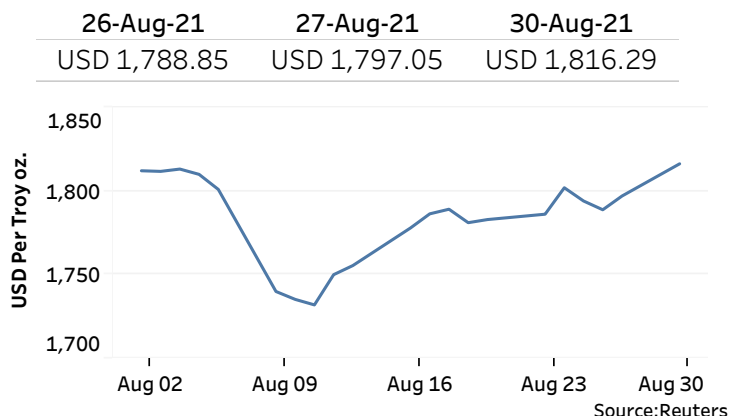
30-Aug-21		
Rs. Per Unit	TT Buying	TT Selling
USD	197.9023	202.8977
GBP	275.0660	284.3223
EUR	233.1744	241.3938
JPY	1.8194	1.8824

Indicative USD Spot Exchange Rate



Source: Central Bank of Sri Lanka

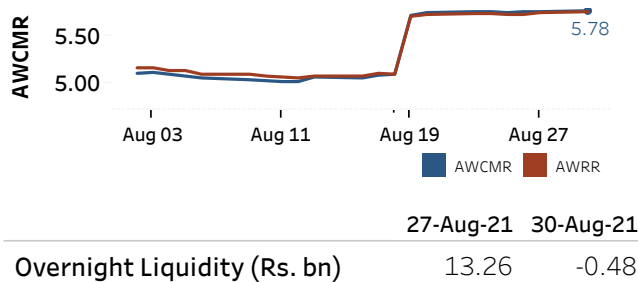
Gold Price



Money Market

Policy Rates: SDF Rate: 5.00% SLF Rate: 6.00% Bank Rate: 9.00% SRR: 2.00%

Overnight Money Market Rates



Yield Rates of T-Bills

	Primary Market	Secondary Market
	27-Aug-21	27-Aug-21
91 Day	5.87	5.82
182 Day	5.9	5.90
364 Day	5.93	5.92

Source: Central Bank of Sri Lanka

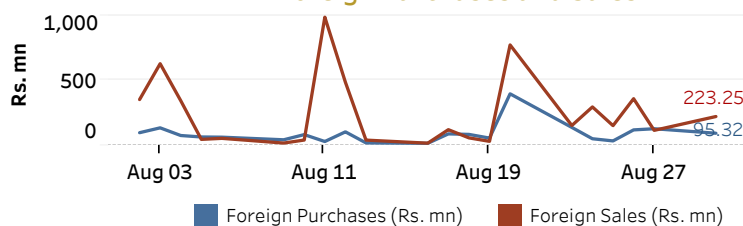
	27-Aug-21	30-Aug-21
Overnight Liquidity (Rs. bn)	13.26	-0.48

Share Market

30-Aug-21		
ASPI	▼	8,894.44
S&P SL20	▼	3,310.37
Daily Turnover		
Rs.12,853.00 mn		

Market Capitalisation	PE Ratio
Rs. 3,963.49 bn	10.8

Foreign Purchases and Sales

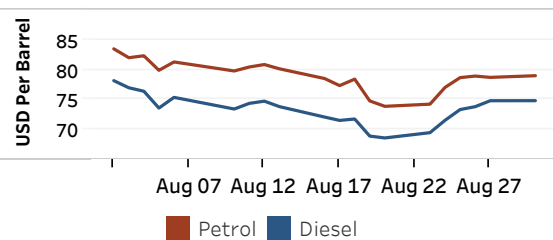


Source: Colombo Stock Exchange

Energy

Refined Oil Products - Singapore Market

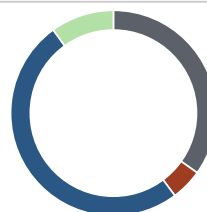
USD per Barrel	Petrol	Diesel
30-Aug-21	79.00	74.84



Source: Reuters

Electricity Generation

	30-Aug-21
Total Energy (GWh)	36.29
Peak Demand (MW)	2,299.80



Source: Ceylon Electricity Board