

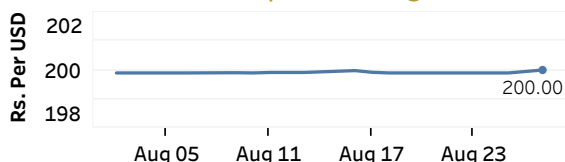


Real GDP 2021 Q1: 4.3% NCPI Y-o-Y Change (2013=100) July: 6.8% CCPI Y-o-Y Change (2013=100) July: 5.7%

Exchange Rates

| 27-Aug-21 | TT Buying | TT Selling |
|--------------|-----------|------------|
| Rs. Per Unit | | |
| USD | 198.1023 | 202.8977 |
| GBP | 272.4489 | 282.0813 |
| EUR | 232.3994 | 240.3678 |
| JPY | 1.8040 | 1.8754 |

Indicative USD Spot Exchange Rate



Source: Central Bank of Sri Lanka

Gold Price

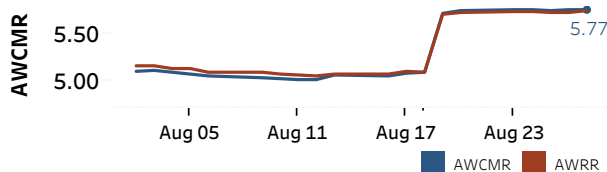


Source: Reuters

Money Market

Policy Rates: SDF Rate: 5.00% SLF Rate: 6.00% Bank Rate: 9.00% SRR: 2.00%

Overnight Money Market Rates



Yield Rates of T-Bills

| | Primary Market | Secondary Market |
|---------|----------------|------------------|
| | 20-Aug-21 | 26-Aug-21 |
| 91 Day | 5.33 | 5.22 |
| 182 Day | 5.34 | 4.97 |
| 364 Day | 5.32 | 5.00 |

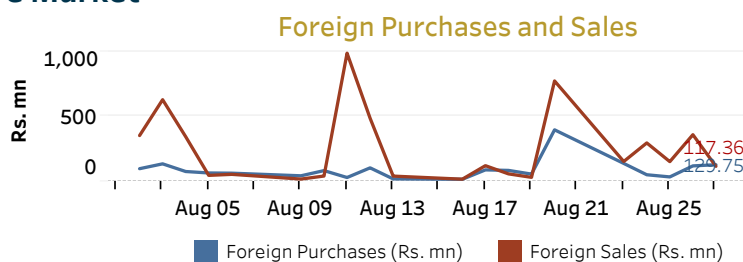
| | 26-Aug-21 | 27-Aug-21 |
|------------------------------|-----------|-----------|
| Overnight Liquidity (Rs. bn) | 13.71 | 13.26 |

Source: Central Bank of Sri Lanka

Share Market

| 27-Aug-21 | | |
|-----------------|---|----------|
| ASPI | ▲ | 8,931.33 |
| S&P SL20 | ▲ | 3,345.25 |
| Daily Turnover | | |
| Rs.16,487.10 mn | | |

| Market Capitalisation | PE Ratio |
|-----------------------|----------|
| Rs. 3,979.93 bn | 10.8 |

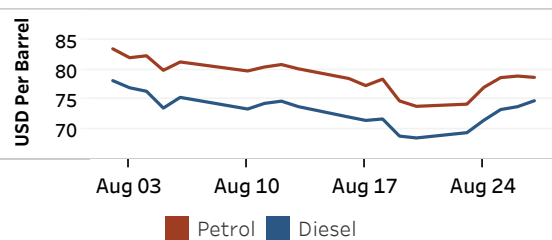


Source: Colombo Stock Exchange

Energy

Refined Oil Products - Singapore Market

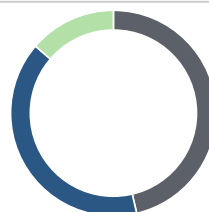
| USD per Barrel | Petrol | Diesel |
|----------------|--------|--------|
| 27-Aug-21 | 78.72 | 74.83 |



Source: Reuters

Electricity Generation

| | 27-Aug-21 |
|--------------------|-----------|
| Total Energy (GWh) | 36.74 |
| Peak Demand (MW) | 2,263.00 |



| Per cent | |
|----------|--------------|
| 46.4 | Thermal Coal |
| 0.0 | Thermal Oil |
| 39.9 | Hydro |
| 13.7 | Wind |

Source: Ceylon Electricity Board