

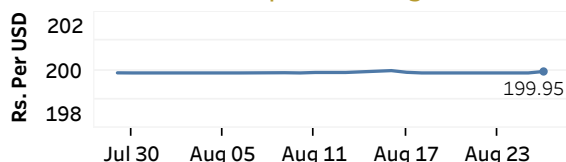


Real GDP 2021 Q1: 4.3%    NCPI Y-o-Y Change (2013=100) July: 6.8%    CCPI Y-o-Y Change (2013=100) July: 5.7%

### Exchange Rates

26-Aug-21	TT Buying	TT Selling
Rs. Per Unit		
USD	197.9023	202.8977
GBP	273.5926	282.5707
EUR	232.3467	240.5553
JPY	1.8085	1.8714

#### Indicative USD Spot Exchange Rate



Source: Central Bank of Sri Lanka

### Gold Price

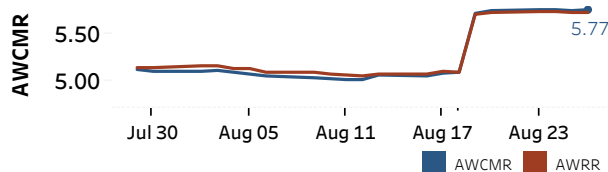


Source: Reuters

### Money Market

Policy Rates: SDF Rate: 5.00%    SLF Rate: 6.00%    Bank Rate: 9.00%    SRR: 2.00%

#### Overnight Money Market Rates



25-Aug-21    26-Aug-21

Overnight Liquidity (Rs. bn)    12.12    13.71

#### Yield Rates of T-Bills

	Primary Market	Secondary Market
	20-Aug-21	25-Aug-21
91 Day	5.33	5.36
182 Day	5.34	4.97
364 Day	5.32	5.00

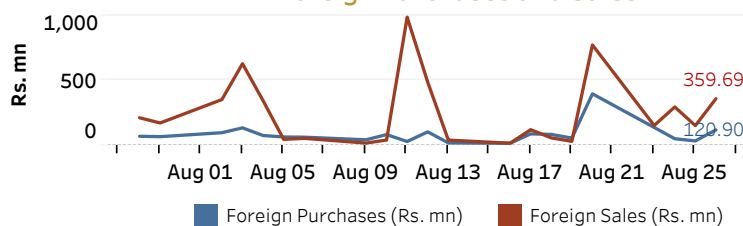
Source: Central Bank of Sri Lanka

### Share Market

26-Aug-21		
ASPI	▲	8,920.71
S&P SL20	▲	3,327.08
Daily Turnover		
Rs.10,498.12 mn		

Market Capitalisation	PE Ratio
Rs. 3,974.63 bn	10.8

#### Foreign Purchases and Sales

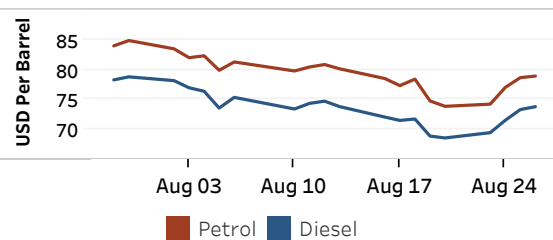


Source: Colombo Stock Exchange

### Energy

#### Refined Oil Products - Singapore Market

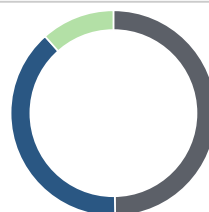
USD per Barrel	Petrol	Diesel
26-Aug-21	78.94	73.84



Source: Reuters

#### Electricity Generation

	26-Aug-21
Total Energy (GWh)	37.61
Peak Demand (MW)	2,231.20



Per cent	Source
49.7	Thermal Coal
0.0	Thermal Oil
38.7	Hydro
11.6	Wind

Source: Ceylon Electricity Board