

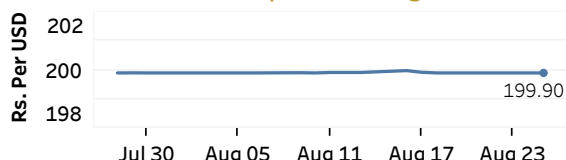


Real GDP 2021 Q1: 4.3% NCPI Y-o-Y Change (2013=100) July: 6.8% CCPI Y-o-Y Change (2013=100) July: 5.7%

Exchange Rates

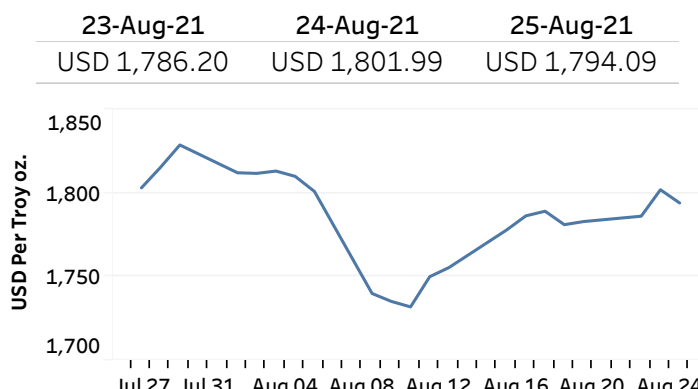
25-Aug-21		
Rs. Per Unit	TT Buying	TT Selling
USD	197.9023	202.8977
GBP	272.3181	280.7296
EUR	232.4621	239.7589
JPY	1.8026	1.8658

Indicative USD Spot Exchange Rate



Source: Central Bank of Sri Lanka

Gold Price

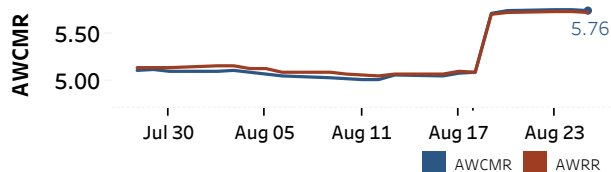


Source: Reuters

Money Market

Policy Rates: SDF Rate: 5.00% SLF Rate: 6.00% Bank Rate: 9.00% SRR: 2.00%

Overnight Money Market Rates



24-Aug-21 25-Aug-21

Overnight Liquidity (Rs. bn) 10.26 12.12

Yield Rates of T-Bills

	Primary Market	Secondary Market
	20-Aug-21	24-Aug-21
91 Day	5.33	5.36
182 Day	5.34	4.97
364 Day	5.32	5.08

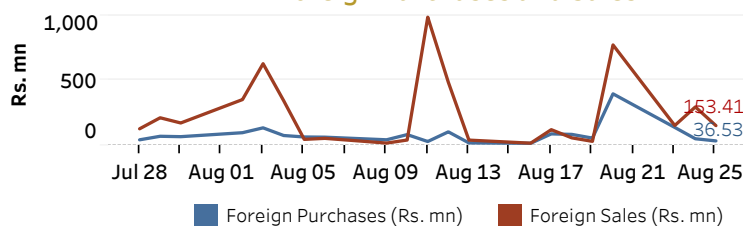
Source: Central Bank of Sri Lanka

Share Market

25-Aug-21		
ASPI	▲	8,756.63
S&P SL20	▲	3,183.73
Daily Turnover		
Rs. 7,303.74 mn		

Market Capitalisation	PE Ratio
Rs. 3,901.53 bn	10.6

Foreign Purchases and Sales

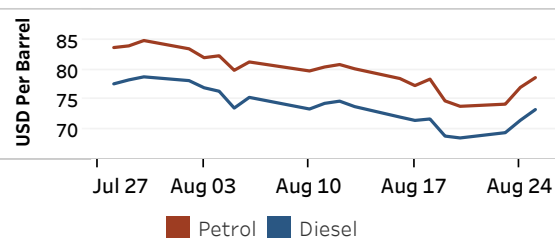


Source: Colombo Stock Exchange

Energy

Refined Oil Products - Singapore Market

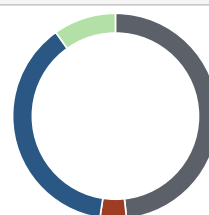
USD per Barrel	Petrol	Diesel
25-Aug-21	78.68	73.36



Source: Reuters

Electricity Generation

25-Aug-21	
Total Energy (GWh)	39.67
Peak Demand (MW)	2,287.30



Per cent	Source
48.3	Thermal Coal
4.1	Thermal Oil
37.8	Hydro
9.8	Wind

Source: Ceylon Electricity Board