

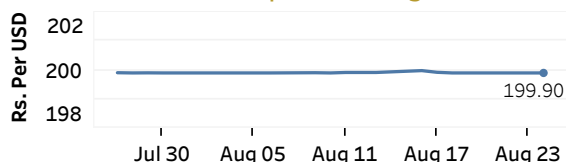


Real GDP 2021 Q1: 4.3% NCPI Y-o-Y Change (2013=100) July: 6.8% CCPI Y-o-Y Change (2013=100) July: 5.7%

Exchange Rates

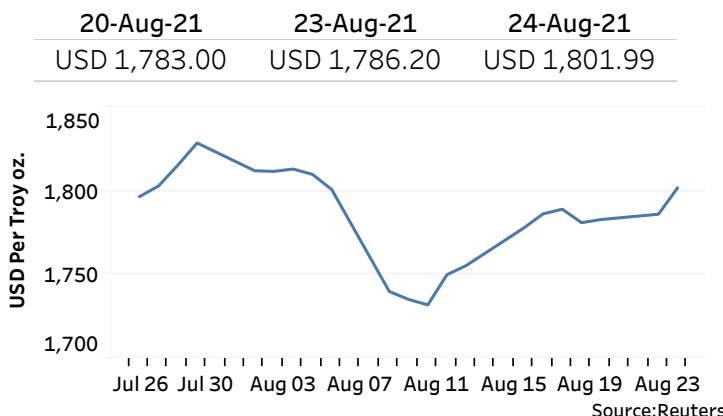
24-Aug-21		
Rs. Per Unit	TT Buying	TT Selling
USD	197.9023	202.8977
GBP	272.2280	280.6295
EUR	232.4802	239.7746
JPY	1.8039	1.8671

Indicative USD Spot Exchange Rate



Source: Central Bank of Sri Lanka

Gold Price

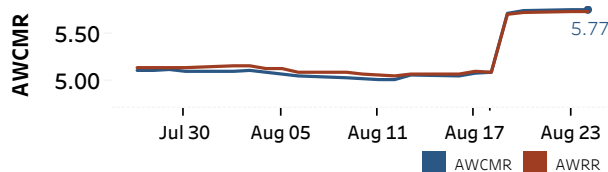


Source: Reuters

Money Market

Policy Rates: SDF Rate: 5.00% SLF Rate: 6.00% Bank Rate: 9.00% SRR: 2.00%

Overnight Money Market Rates



23-Aug-21 24-Aug-21

Overnight Liquidity (Rs. bn) 14.62 10.26

Yield Rates of T-Bills

	Primary Market	Secondary Market
	20-Aug-21	23-Aug-21
91 Day	5.33	5.34
182 Day	5.34	5.07
364 Day	5.32	5.08

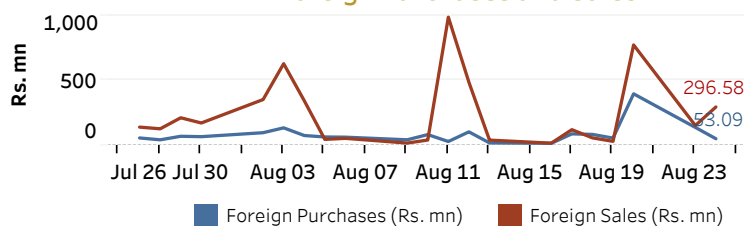
Source: Central Bank of Sri Lanka

Share Market

24-Aug-21		
ASPI	▲	8,667.95
S&P SL20	▲	3,175.73
Daily Turnover		
Rs. 9,958.41 mn		

Market Capitalisation	PE Ratio
Rs. 3,858.31 bn	10.5

Foreign Purchases and Sales

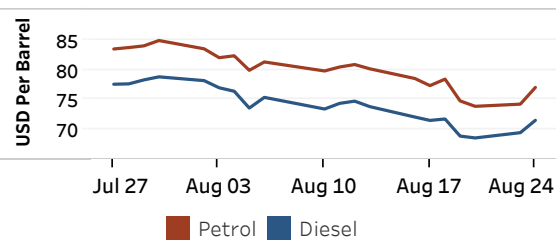


Source: Colombo Stock Exchange

Energy

Refined Oil Products - Singapore Market

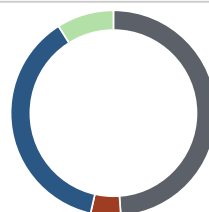
USD per Barrel	Petrol	Diesel
24-Aug-21	77.05	71.57



Source: Reuters

Electricity Generation

24-Aug-21	
Total Energy (GWh)	40.26
Peak Demand (MW)	2,388.20



Per cent	Source
48.9	Thermal Coal
4.7	Thermal Oil
37.5	Hydro
9.0	Wind

Source: Ceylon Electricity Board