

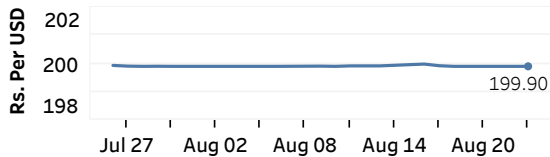


Real GDP 2021 Q1: 4.3%    NCPI Y-o-Y Change (2013=100) July: 6.8%    CCPI Y-o-Y Change (2013=100) July: 5.7%

### Exchange Rates

23-Aug-21		
Rs. Per Unit	TT Buying	TT Selling
USD	197.9023	202.8977
GBP	269.5267	278.2913
EUR	230.8826	238.5628
JPY	1.8021	1.8652

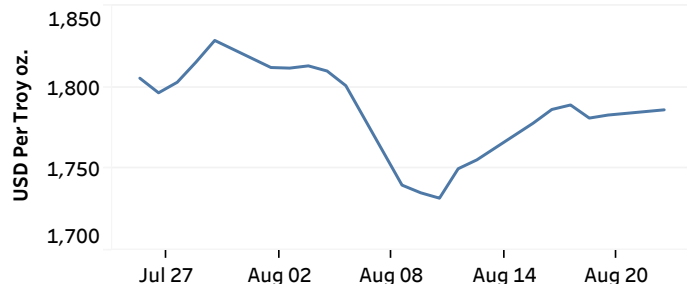
### Indicative USD Spot Exchange Rate



Source: Central Bank of Sri Lanka

### Gold Price

19-Aug-21	20-Aug-21	23-Aug-21
USD 1,781.14	USD 1,783.00	USD 1,786.20

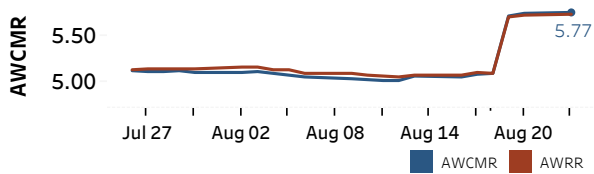


Source: Reuters

### Money Market

Policy Rates: SDF Rate: 5.00%    SLF Rate: 6.00%    Bank Rate: 9.00%    SRR: 2.00%

### Overnight Money Market Rates



20-Aug-21    23-Aug-21

Overnight Liquidity (Rs. bn)    9.15    14.62

### Yield Rates of T-Bills

	Primary Market	Secondary Market
20-Aug-21		
91 Day	5.33	5.34
182 Day	5.34	5.07
364 Day	5.32	5.19

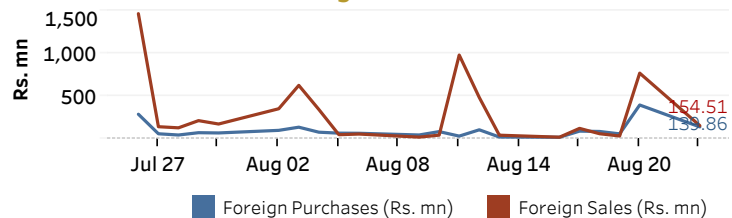
Source: Central Bank of Sri Lanka

### Share Market

23-Aug-21		
ASPI	▲	8,479.65
S&P SL20	▲	3,147.96
Daily Turnover		
Rs.10,802.39 mn		

Market Capitalisation    PE Ratio  
Rs. 3,774.49 bn    10.3

### Foreign Purchases and Sales

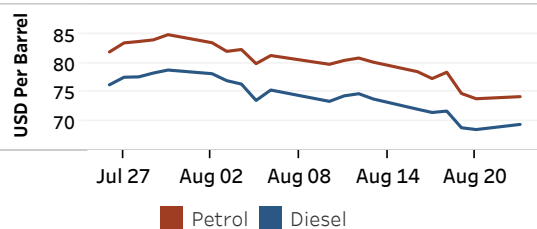


Source: Colombo Stock Exchange

### Energy

#### Refined Oil Products - Singapore Market

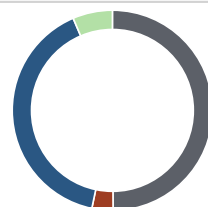
USD per Barrel	Petrol	Diesel
23-Aug-21	74.26	69.51



Source: Reuters

#### Electricity Generation

23-Aug-21	
Total Energy (GWh)	38.28
Peak Demand (MW)	2,393.00



Per cent  
49.9    Thermal Coal  
3.4    Thermal Oil  
40.3    Hydro  
6.4    Wind

Source: Ceylon Electricity Board