

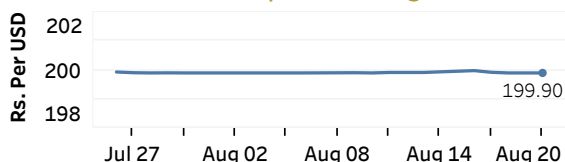


Real GDP 2021 Q1: 4.3% NCPI Y-o-Y Change (2013=100) June: 6.1% CCPI Y-o-Y Change (2013=100) July: 5.7%

Exchange Rates

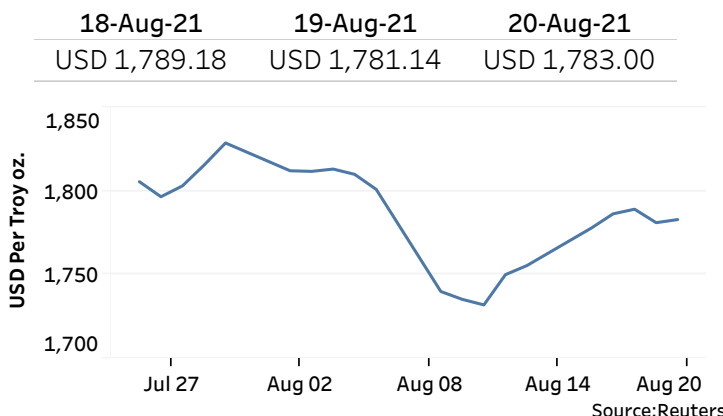
20-Aug-21	TT Buying	TT Selling
Rs. Per Unit		
USD	198.1983	202.8977
GBP	269.0248	277.4553
EUR	230.3613	237.8147
JPY	1.7953	1.8613

Indicative USD Spot Exchange Rate



Source: Central Bank of Sri Lanka

Gold Price

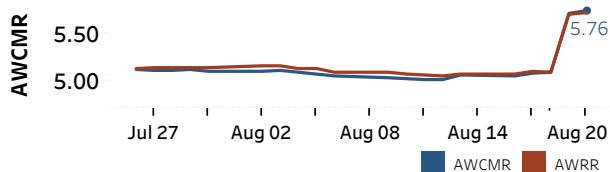


Source: Reuters

Money Market

Policy Rates: SDF Rate: 5.00% SLF Rate: 6.00% Bank Rate: 9.00% SRR: 2.00%

Overnight Money Market Rates



19-Aug-21 20-Aug-21

Overnight Liquidity (Rs. bn) -22.11 9.15

Yield Rates of T-Bills

	Primary Market 13-Aug-21	Secondary Market 19-Aug-21
91 Day	5.27	5.03
182 Day	5.27	5.28
364 Day	5.32	5.16

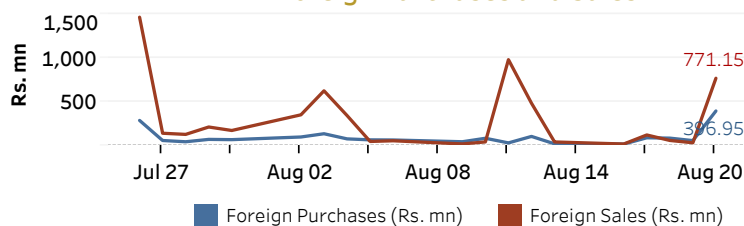
Source: Central Bank of Sri Lanka

Share Market

20-Aug-21	
ASPI	8,240.06
S&P SL20	3,051.64
Daily Turnover	
Rs. 5,605.66 mn	

Market Capitalisation	PE Ratio
Rs. 3,667.84 bn	10.0

Foreign Purchases and Sales

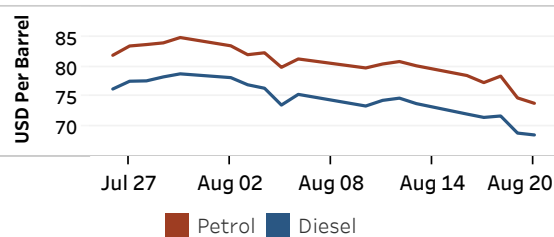


Source: Colombo Stock Exchange

Energy

Refined Oil Products - Singapore Market

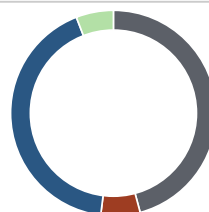
USD per Barrel	Petrol	Diesel
20-Aug-21	73.90	68.63



Source: Reuters

Electricity Generation

20-Aug-21	
Total Energy (GWh)	42.38
Peak Demand (MW)	2,419.00



Per cent	Source
45.8	Thermal Coal
6.2	Thermal Oil
42.2	Hydro
5.9	Wind

Source: Ceylon Electricity Board