

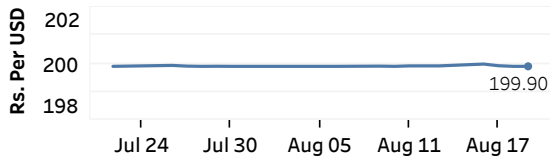


Real GDP 2021 Q1: 4.3%    NCPI Y-o-Y Change (2013=100) June: 6.1%    CCPI Y-o-Y Change (2013=100) July: 5.7%

### Exchange Rates

19-Aug-21		
Rs. Per Unit	TT Buying	TT Selling
USD	197.8983	202.8977
GBP	270.9381	279.4326
EUR	230.2697	237.7183
JPY	1.7892	1.8548

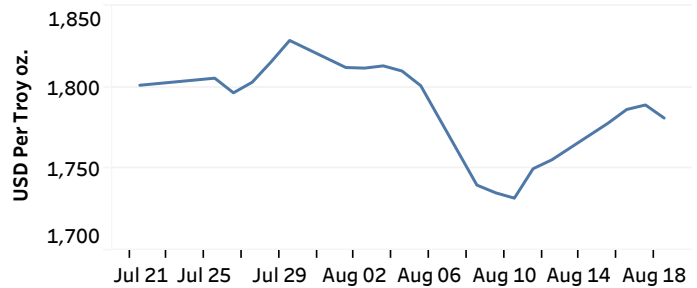
### Indicative USD Spot Exchange Rate



Source: Central Bank of Sri Lanka

### Gold Price

17-Aug-21	18-Aug-21	19-Aug-21
USD 1,786.41	USD 1,789.18	USD 1,781.14

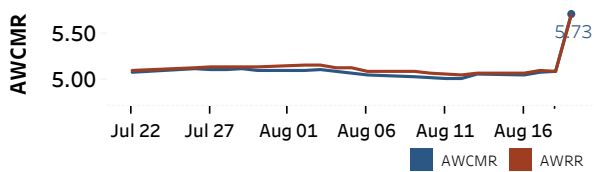


Source: Reuters

### Money Market

Policy Rates: SDF Rate: 5.00%    SLF Rate: 6.00%    Bank Rate: 9.00%    SRR: 2.00%

### Overnight Money Market Rates



18-Aug-21    19-Aug-21

Overnight Liquidity (Rs. bn)	-32.37	-22.11
------------------------------	--------	--------

### Yield Rates of T-Bills

	Primary Market	Secondary Market
	13-Aug-21	18-Aug-21
91 Day	5.27	5.03
182 Day	5.27	5.28
364 Day	5.32	5.16

Source: Central Bank of Sri Lanka

### Share Market

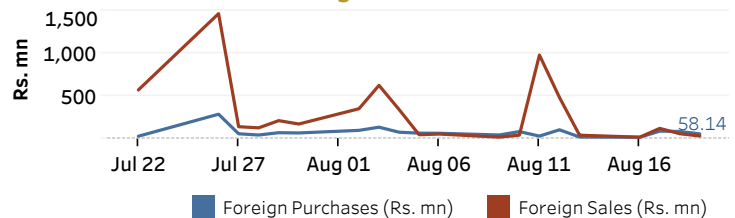
19-Aug-21	
ASPI	▲ 8,260.08
S&P SL20	▲ 3,047.07

### Daily Turnover

Rs.5,459.66 mn

Market Capitalisation	PE Ratio
Rs. 3,676.75 bn	10.0

### Foreign Purchases and Sales

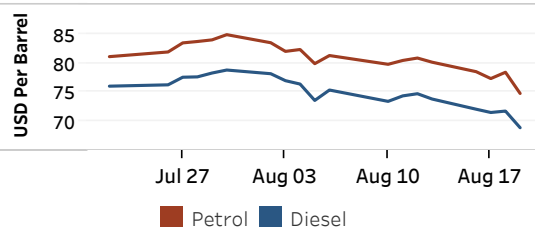


Source: Colombo Stock Exchange

### Energy

### Refined Oil Products - Singapore Market

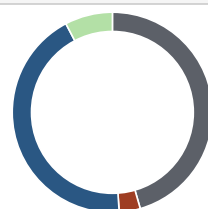
USD per Barrel	Petrol	Diesel
19-Aug-21	74.80	68.94



Source: Reuters

### Electricity Generation

19-Aug-21	
Total Energy (GWh)	41.96
Peak Demand (MW)	2,492.90



Per cent	Source
45.5	Thermal Coal
3.4	Thermal Oil
43.4	Hydro
7.7	Wind

Source: Ceylon Electricity Board