

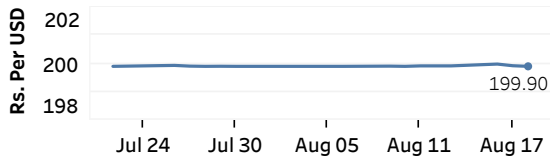


Real GDP 2021 Q1: 4.3% NCPI Y-o-Y Change (2013=100) June: 6.1% CCPI Y-o-Y Change (2013=100) July: 5.7%

Exchange Rates

18-Aug-21		
Rs. Per Unit	TT Buying	TT Selling
USD	198.3983	202.8977
GBP	271.5656	279.8076
EUR	231.2632	238.3625
JPY	1.8095	1.8608

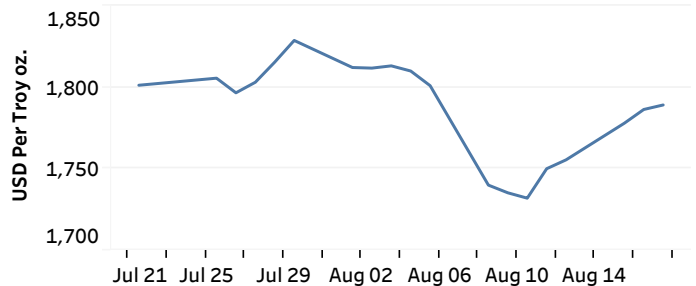
Indicative USD Spot Exchange Rate



Source: Central Bank of Sri Lanka

Gold Price

16-Aug-21	17-Aug-21	18-Aug-21
USD 1,778.00	USD 1,786.41	USD 1,789.18

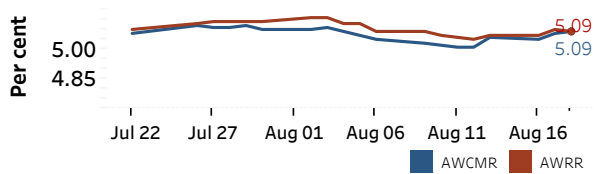


Source: Reuters

Money Market

Policy Rates: SDF Rate: 4.50% SLF Rate: 5.50% Bank Rate: 8.50% SRR: 2.00%

Overnight Money Market Rates



17-Aug-21 18-Aug-21

Overnight Liquidity (Rs. bn) -22.04 -32.37

Yield Rates of T-Bills

	Primary Market	Secondary Market
	13-Aug-21	17-Aug-21
91 Day	5.27	5.08
182 Day	5.27	5.28
364 Day	5.32	5.16

Source: Central Bank of Sri Lanka

Share Market

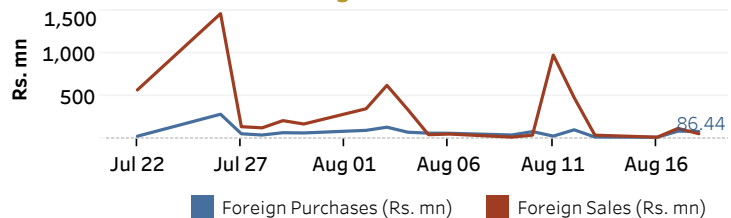
18-Aug-21	
ASPI	▲ 8,342.85
S&P SL20	▲ 3,073.42

Daily Turnover

Rs.6,378.04 mn

Market Capitalisation	PE Ratio
Rs. 3,711.36 bn	10.2

Foreign Purchases and Sales

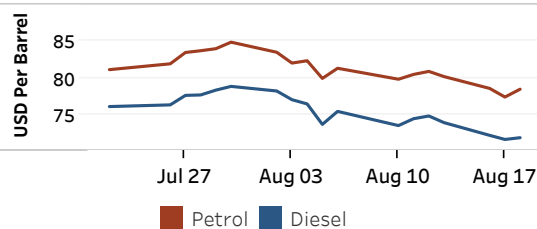


Source: Colombo Stock Exchange

Energy

Refined Oil Products - Singapore Market

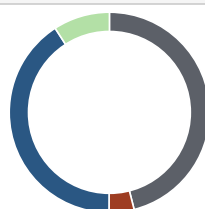
USD per Barrel	Petrol	Diesel
18-Aug-21	78.43	71.79



Source: Reuters

Electricity Generation

18-Aug-21	
Total Energy (GWh)	42.17
Peak Demand (MW)	2,441.50



Per cent	Source
46.1	Thermal Coal
4.0	Thermal Oil
40.8	Hydro
9.1	Wind

Source: Ceylon Electricity Board