

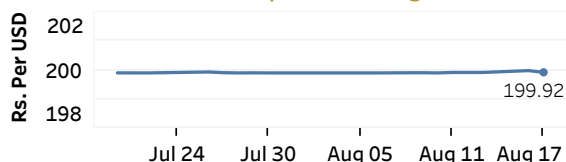


Real GDP 2021 Q1: 4.3% NCPI Y-o-Y Change (2013=100) June: 6.1% CCPI Y-o-Y Change (2013=100) July: 5.7%

Exchange Rates

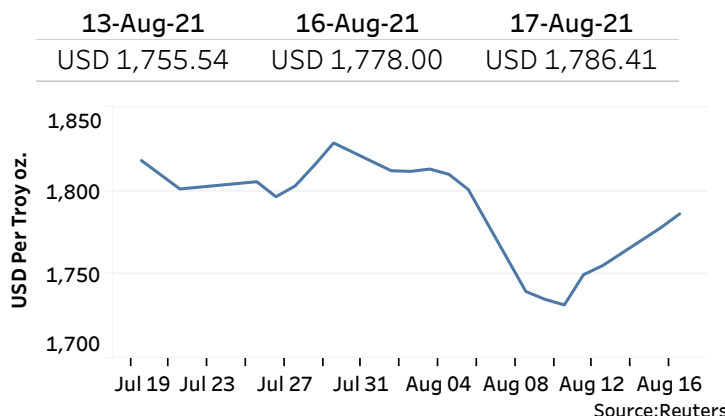
Rs. Per Unit	TT Buying	TT Selling
USD	198.1983	202.8977
GBP	273.0112	281.0384
EUR	232.0220	239.3115
JPY	1.8122	1.8631

Indicative USD Spot Exchange Rate



Source: Central Bank of Sri Lanka

Gold Price

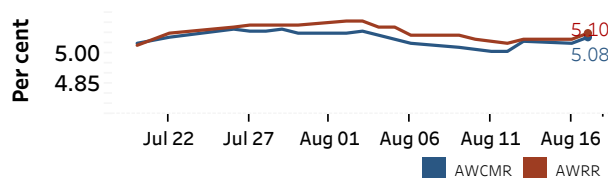


Source: Reuters

Money Market

Policy Rates: SDF Rate: 4.50% SLF Rate: 5.50% Bank Rate: 8.50% SRR: 2.00%

Overnight Money Market Rates



Yield Rates of T-Bills

	Primary Market	Secondary Market
	13-Aug-21	16-Aug-21
91 Day	5.27	5.08
182 Day	5.27	5.28
364 Day	5.32	5.24

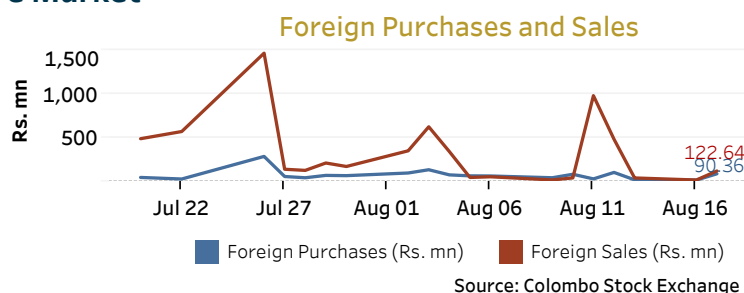
	16-Aug-21	17-Aug-21
Overnight Liquidity (Rs. bn)	-17.45	-22.04

Source: Central Bank of Sri Lanka

Share Market

	17-Aug-21
ASPI	8,134.52
S&P SL20	3,028.56
Daily Turnover	Rs. 2,907.98 mn

Market Capitalisation	PE Ratio
Rs. 3,618.68 bn	9.8

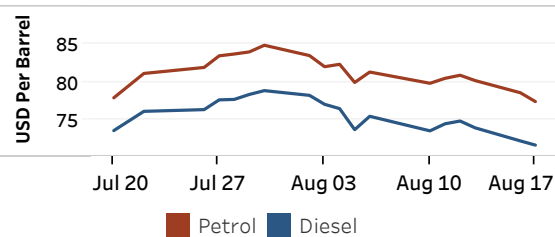


Source: Colombo Stock Exchange

Energy

Refined Oil Products - Singapore Market

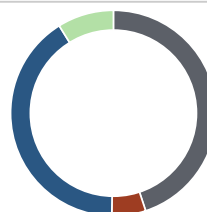
USD per Barrel	Petrol	Diesel
17-Aug-21	77.35	71.55



Source: Reuters

Electricity Generation

	17-Aug-21
Total Energy (GWh)	42.50
Peak Demand (MW)	2,480.90



Per cent	Source
44.9	Thermal Coal
5.3	Thermal Oil
40.9	Hydro
8.8	Wind

Source: Ceylon Electricity Board