

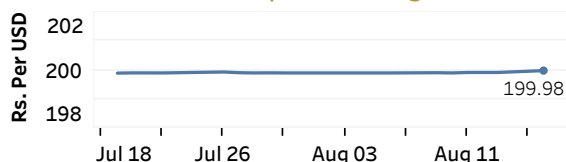


Real GDP 2021 Q1: 4.3%    NCPI Y-o-Y Change (2013=100) June: 6.1%    CCPI Y-o-Y Change (2013=100) July: 5.7%

## Exchange Rates

Rs. Per Unit	TT Buying	TT Selling
USD	198.3983	202.8977
GBP	274.4317	281.5500
EUR	232.8484	239.6734
JPY	1.8112	1.8582

### Indicative USD Spot Exchange Rate



Source: Central Bank of Sri Lanka

## Gold Price

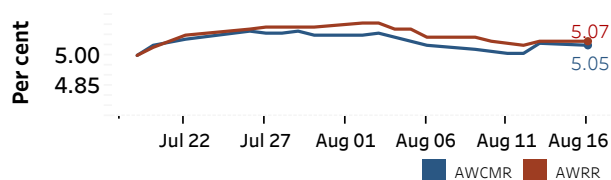


Source: Reuters

## Money Market

Policy Rates: SDF Rate: 4.50%    SLF Rate: 5.50%    Bank Rate: 8.50%    SRR: 2.00%

### Overnight Money Market Rates



13-Aug-21    16-Aug-21

Overnight Liquidity (Rs. bn)    15.49    -17.45

### Yield Rates of T-Bills

	Primary Market	Secondary Market
	13-Aug-21	13-Aug-21
91 Day	5.27	5.24
182 Day	5.27	5.28
364 Day	5.32	5.24

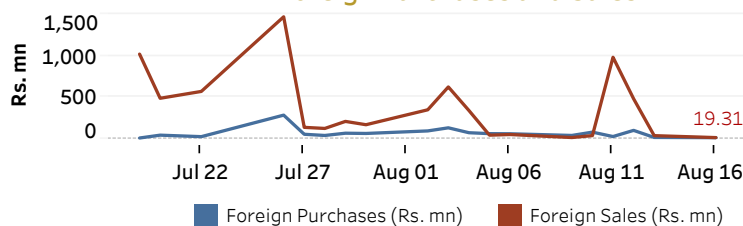
Source: Central Bank of Sri Lanka

## Share Market

	16-Aug-21
ASPI	7,937.28
S&P SL20	2,977.31
Daily Turnover	Rs.834.43 mn

Market Capitalisation    PE Ratio  
Rs. 3,530.94 bn    10.1

### Foreign Purchases and Sales

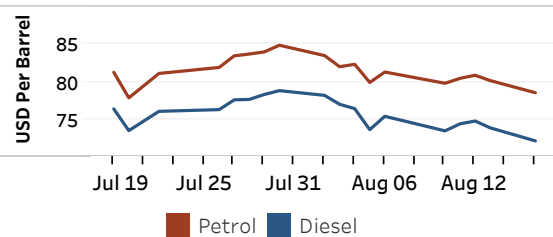


Source: Colombo Stock Exchange

## Energy

### Refined Oil Products - Singapore Market

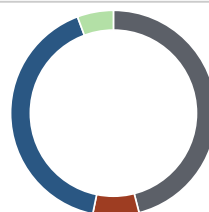
USD per Barrel	Petrol	Diesel
16-Aug-21	78.53	72.11



Source: Reuters

### Electricity Generation

	16-Aug-21
Total Energy (GWh)	41.68
Peak Demand (MW)	2,482.70



Per cent	Source
46.0	Thermal Coal
7.2	Thermal Oil
41.1	Hydro
5.7	Wind

Source: Ceylon Electricity Board