

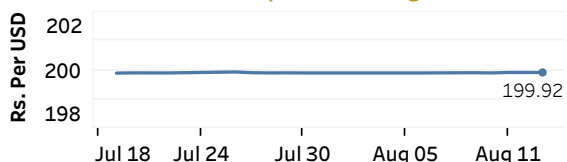


Real GDP 2021 Q1: 4.3% NCPI Y-o-Y Change (2013=100) June: 6.1% CCPI Y-o-Y Change (2013=100) July: 5.7%

Exchange Rates

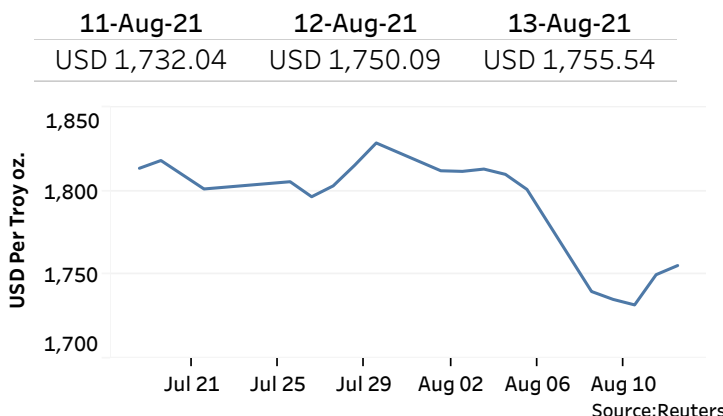
13-Aug-21	TT Buying	TT Selling
Rs. Per Unit		
USD	198.5983	202.8977
GBP	273.6628	280.6150
EUR	231.7755	238.5758
JPY	1.7943	1.8404

Indicative USD Spot Exchange Rate



Source: Central Bank of Sri Lanka

Gold Price

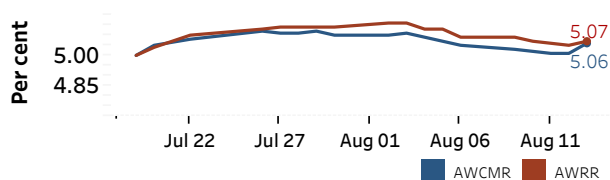


Source: Reuters

Money Market

Policy Rates: SDF Rate: 4.50% SLF Rate: 5.50% Bank Rate: 8.50% SRR: 2.00%

Overnight Money Market Rates



Yield Rates of T-Bills

	Primary Market 06-Aug-21	Secondary Market 12-Aug-21
91 Day	5.24	5.12
182 Day	5.24	5.34
364 Day	5.28	4.99

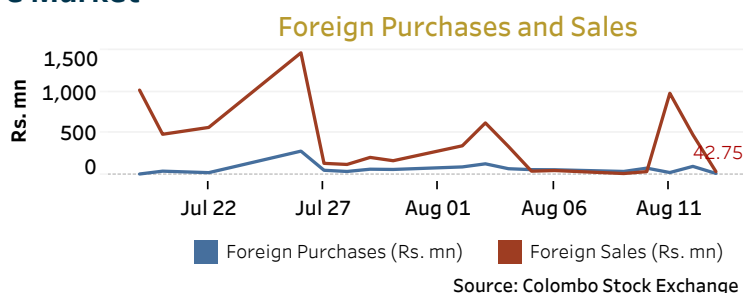
	12-Aug-21	13-Aug-21
Overnight Liquidity (Rs. bn)	33.21	15.49

Source: Central Bank of Sri Lanka

Share Market

13-Aug-21	
ASPI	7,996.04 ▲
S&P SL20	2,990.91 ▲
Daily Turnover	Rs. 2,321.26 mn

Market Capitalisation	PE Ratio
Rs. 3,557.08 bn	10.2

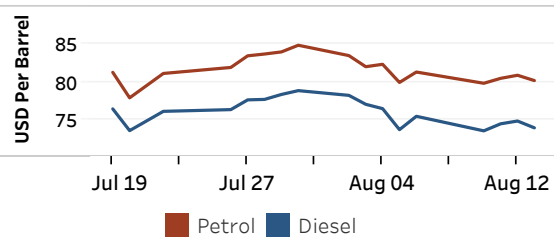


Source: Colombo Stock Exchange

Energy

Refined Oil Products - Singapore Market

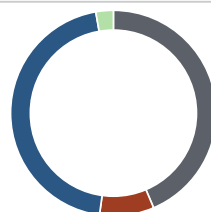
USD per Barrel	Petrol	Diesel
13-Aug-21	80.15	73.85



Source: Reuters

Electricity Generation

	13-Aug-21
Total Energy (GWh)	41.83
Peak Demand (MW)	2,483.40



Per cent	Source
43.6	Thermal Coal
8.6	Thermal Oil
45.1	Hydro
2.7	Wind

Source: Ceylon Electricity Board