

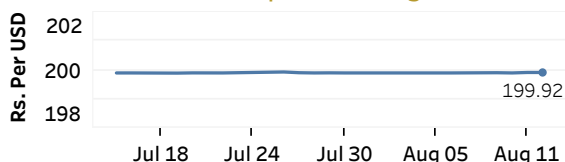


Real GDP 2021 Q1: 4.3%    NCPI Y-o-Y Change (2013=100) June: 6.1%    CCPI Y-o-Y Change (2013=100) July: 5.7%

## Exchange Rates

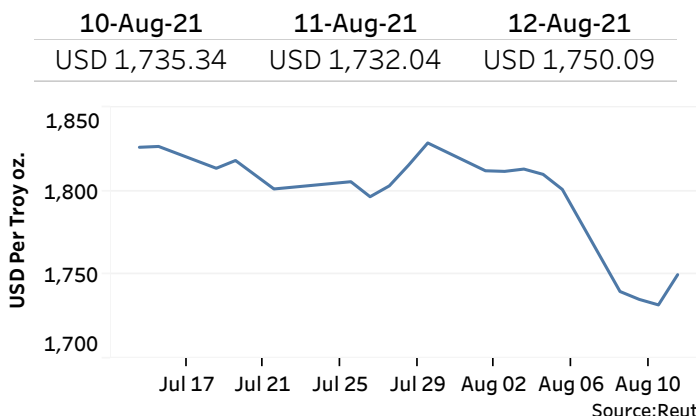
12-Aug-21	TT Buying	TT Selling
Rs. Per Unit		
USD	197.6023	202.8977
GBP	273.5063	281.6697
EUR	231.3935	238.4798
JPY	1.7893	1.8377

### Indicative USD Spot Exchange Rate



Source: Central Bank of Sri Lanka

## Gold Price

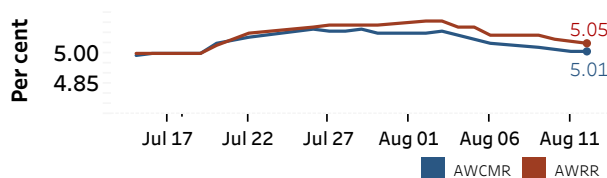


Source: Reuters

## Money Market

Policy Rates: SDF Rate: 4.50%    SLF Rate: 5.50%    Bank Rate: 8.50%    SRR: 2.00%

### Overnight Money Market Rates



### Yield Rates of T-Bills

	Primary Market	Secondary Market
	06-Aug-21	11-Aug-21
91 Day	5.24	5.21
182 Day	5.24	5.34
364 Day	5.28	4.99

	11-Aug-21	12-Aug-21
Overnight Liquidity (Rs. bn)	39.53	33.21

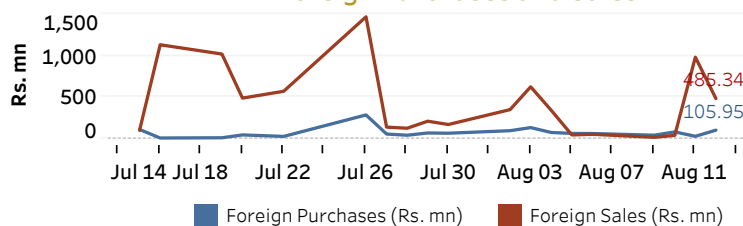
Source: Central Bank of Sri Lanka

## Share Market

	12-Aug-21	
ASPI	▼	7,980.91
S&P SL20	▼	2,989.02
Daily Turnover		Rs. 4,136.25 mn

Market Capitalisation	PE Ratio
Rs. 3,550.35 bn	10.1

### Foreign Purchases and Sales

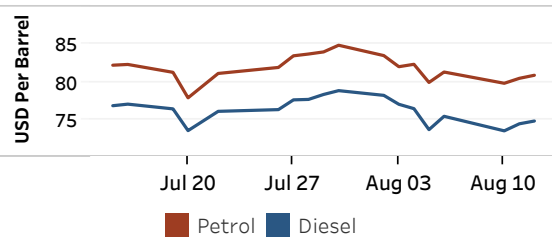


Source: Colombo Stock Exchange

## Energy

### Refined Oil Products - Singapore Market

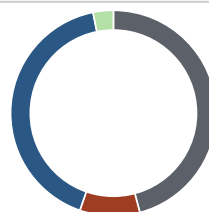
USD per Barrel	Petrol	Diesel
12-Aug-21	80.86	74.76



Source: Reuters

### Electricity Generation

	12-Aug-21
Total Energy (GWh)	42.31
Peak Demand (MW)	2,459.40



Per cent	Source
45.9	Thermal Coal
9.4	Thermal Oil
41.5	Hydro
3.2	Wind

Source: Ceylon Electricity Board