

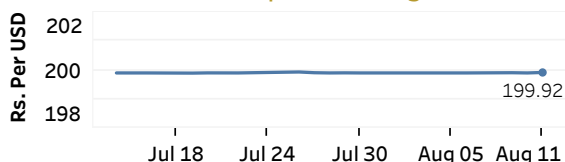


Real GDP 2021 Q1: 4.3% NCPI Y-o-Y Change (2013=100) June: 6.1% CCPI Y-o-Y Change (2013=100) July: 5.7%

Exchange Rates

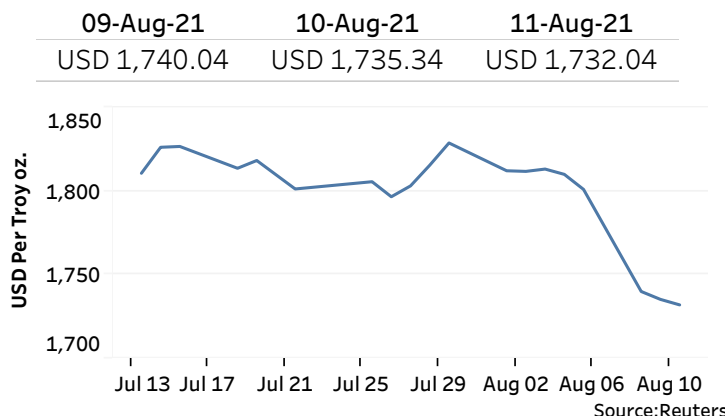
Rs. Per Unit	TT Buying	TT Selling
USD	198.2983	202.8977
GBP	272.7036	280.8492
EUR	230.5287	238.1012
JPY	1.7841	1.8334

Indicative USD Spot Exchange Rate



Source: Central Bank of Sri Lanka

Gold Price

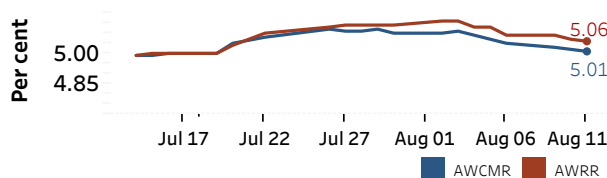


Source: Reuters

Money Market

Policy Rates: SDF Rate: 4.50% SLF Rate: 5.50% Bank Rate: 8.50% SRR: 2.00%

Overnight Money Market Rates



Yield Rates of T-Bills

	Primary Market	Secondary Market
	06-Aug-21	10-Aug-21
91 Day	5.24	5.21
182 Day	5.24	5.34
364 Day	5.28	4.99

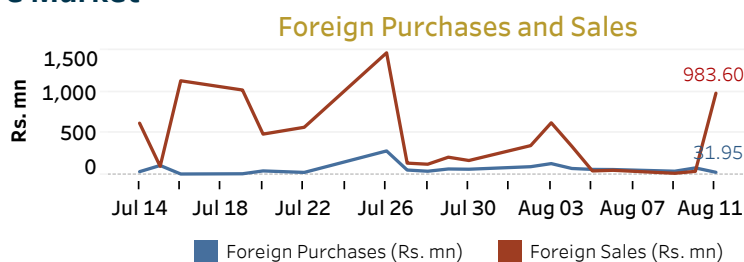
Source: Central Bank of Sri Lanka

	10-Aug-21	11-Aug-21
Overnight Liquidity (Rs. bn)	47.44	39.53

Share Market

	11-Aug-21
ASPI	8,095.57
S&P SL20	3,041.17
Daily Turnover	Rs.2,912.69 mn

Market Capitalisation	PE Ratio
Rs. 3,587.57 bn	10.2

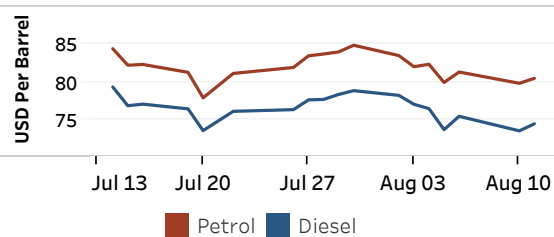


Source: Colombo Stock Exchange

Energy

Refined Oil Products - Singapore Market

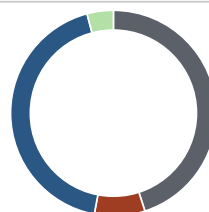
USD per Barrel	Petrol	Diesel
11-Aug-21	80.45	74.39



Source: Reuters

Electricity Generation

	11-Aug-21
Total Energy (GWh)	43.12
Peak Demand (MW)	2,481.90



Per cent	Source
45.1	Thermal Coal
7.9	Thermal Oil
42.9	Hydro
4.1	Wind

Source: Ceylon Electricity Board