

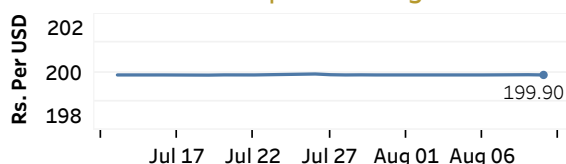


Real GDP 2021 Q1: 4.3% NCPI Y-o-Y Change (2013=100) June: 6.1% CCPI Y-o-Y Change (2013=100) July: 5.7%

Exchange Rates

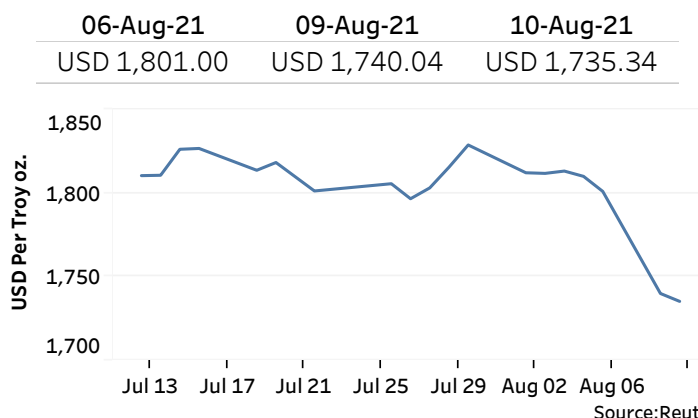
| 10-Aug-21 | TT Buying | TT Selling |
|--------------|-----------|------------|
| Rs. Per Unit | | |
| USD | 198.1983 | 202.8977 |
| GBP | 272.9684 | 281.1233 |
| EUR | 231.3193 | 238.3962 |
| JPY | 1.7891 | 1.8386 |

Indicative USD Spot Exchange Rate



Source: Central Bank of Sri Lanka

Gold Price

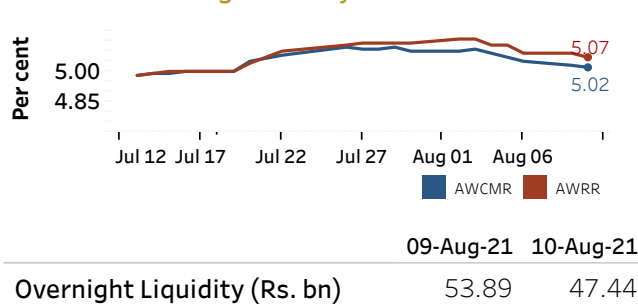


Source: Reuters

Money Market

Policy Rates: SDF Rate: 4.50% SLF Rate: 5.50% Bank Rate: 8.50% SRR: 2.00%

Overnight Money Market Rates



Yield Rates of T-Bills

| | Primary Market | Secondary Market |
|---------|----------------|------------------|
| | 06-Aug-21 | 09-Aug-21 |
| 91 Day | 5.24 | 5.14 |
| 182 Day | 5.24 | 5.24 |
| 364 Day | 5.28 | 5.25 |

Source: Central Bank of Sri Lanka

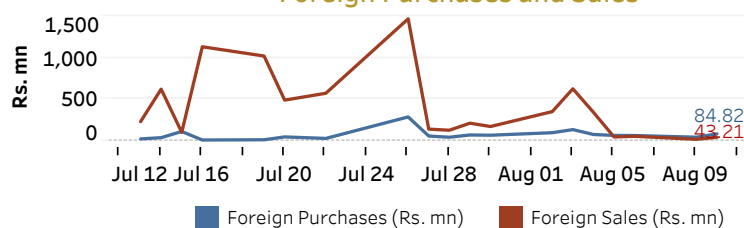
| | 09-Aug-21 | 10-Aug-21 |
|------------------------------|-----------|-----------|
| Overnight Liquidity (Rs. bn) | 53.89 | 47.44 |

Share Market

| | 10-Aug-21 |
|----------------|-----------------|
| ASPI | 8,070.88 |
| S&P SL20 | 3,032.24 |
| Daily Turnover | Rs. 4,730.70 mn |

| Market Capitalisation | PE Ratio |
|-----------------------|----------|
| Rs. 3,576.63 bn | 10.2 |

Foreign Purchases and Sales

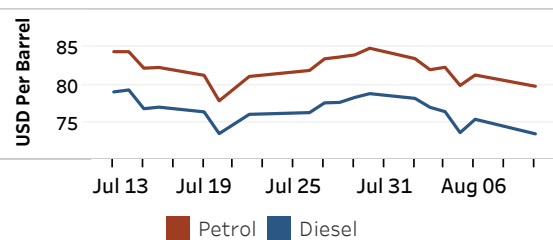


Source: Colombo Stock Exchange

Energy

Refined Oil Products - Singapore Market

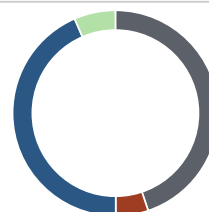
| USD per Barrel | Petrol | Diesel |
|----------------|--------|--------|
| 10-Aug-21 | 79.79 | 73.45 |



Source: Reuters

Electricity Generation

| | 10-Aug-21 |
|--------------------|-----------|
| Total Energy (GWh) | 41.44 |
| Peak Demand (MW) | 2,462.30 |



| Per cent | Source |
|----------|--------------|
| 44.9 | Thermal Coal |
| 5.1 | Thermal Oil |
| 43.6 | Hydro |
| 6.5 | Wind |

Source: Ceylon Electricity Board