

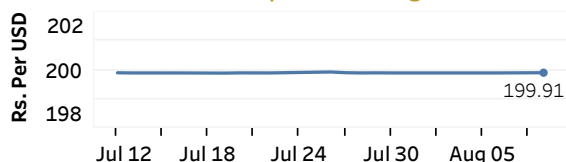


Real GDP 2021 Q1: 4.3% NCPI Y-o-Y Change (2013=100) June: 6.1% CCPI Y-o-Y Change (2013=100) July: 5.7%

Exchange Rates

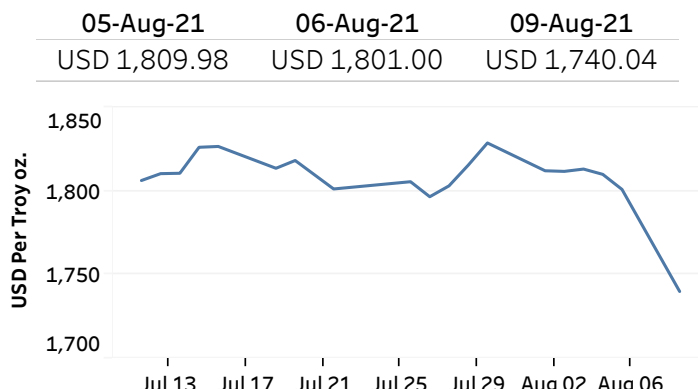
09-Aug-21		
Rs. Per Unit	TT Buying	TT Selling
USD	197.8023	202.8977
GBP	273.4396	281.6059
EUR	231.7586	238.8505
JPY	1.7911	1.8407

Indicative USD Spot Exchange Rate



Source: Central Bank of Sri Lanka

Gold Price

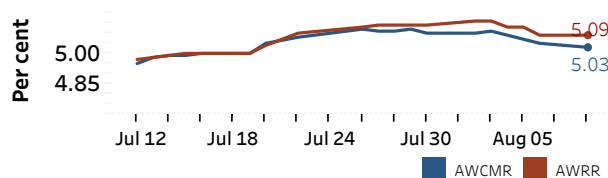


Source: Reuters

Money Market

Policy Rates: SDF Rate: 4.50% SLF Rate: 5.50% Bank Rate: 8.50% SRR: 2.00%

Overnight Money Market Rates



06-Aug-21 09-Aug-21

Overnight Liquidity (Rs. bn) 48.32 53.89

Yield Rates of T-Bills

	Primary Market	Secondary Market
06-Aug-21		
91 Day	5.24	5.22
182 Day	5.24	5.24
364 Day	5.28	5.25

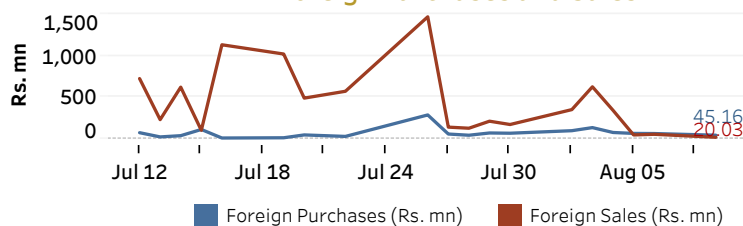
Source: Central Bank of Sri Lanka

Share Market

09-Aug-21		
ASPI	▲	8,101.39
S&P SL20	▼	3,039.06
Daily Turnover		
Rs. 3,884.59 mn		

Market Capitalisation	PE Ratio
Rs. 3,590.15 bn	10.3

Foreign Purchases and Sales

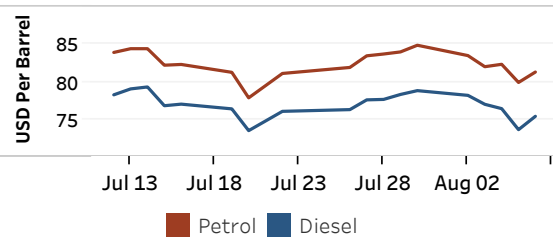


Source: Colombo Stock Exchange

Energy

Refined Oil Products - Singapore Market

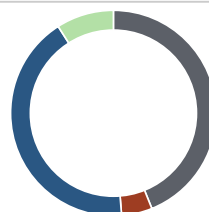
USD per Barrel	Petrol	Diesel
06-Aug-21	81.29	75.39



Source: Reuters

Electricity Generation

	09-Aug-21
Total Energy (GWh)	40.89
Peak Demand (MW)	2,397.80



Per cent	Source
43.9	Thermal Coal
4.8	Thermal Oil
42.2	Hydro
9.0	Wind

Source: Ceylon Electricity Board