

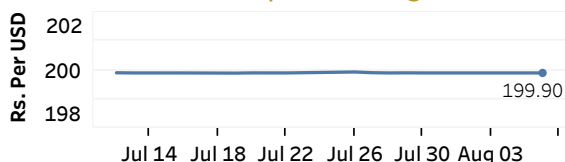


Real GDP 2021 Q1: 4.3% NCPI Y-o-Y Change (2013=100) June: 6.1% CCPI Y-o-Y Change (2013=100) July: 5.7%

Exchange Rates

06-Aug-21		
Rs. Per Unit	TT Buying	TT Selling
USD	198.3183	202.8977
GBP	274.4640	282.6570
EUR	233.0296	240.1540
JPY	1.7968	1.8485

Indicative USD Spot Exchange Rate



Source: Central Bank of Sri Lanka

Gold Price

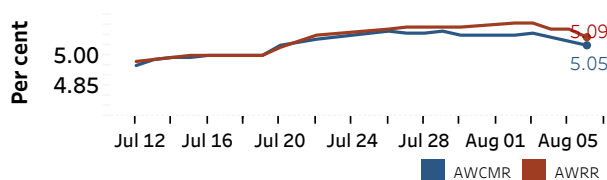


Source: Reuters

Money Market

Policy Rates: SDF Rate: 4.50% SLF Rate: 5.50% Bank Rate: 8.50% SRR: 2.00%

Overnight Money Market Rates



05-Aug-21 06-Aug-21

Overnight Liquidity (Rs. bn) 60.92 48.32

Yield Rates of T-Bills

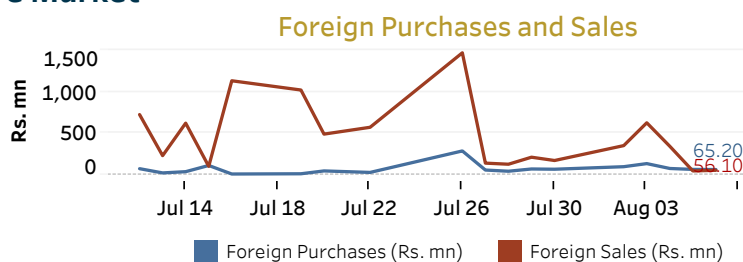
	Primary Market 30-Jul-21	Secondary Market 05-Aug-21
91 Day	5.22	5.18
182 Day	5.23	5.00
364 Day	5.25	4.99

Source: Central Bank of Sri Lanka

Share Market

06-Aug-21		
ASPI	▲	8,099.12
S&P SL20	▲	3,056.02
Daily Turnover		
Rs. 4,079.16 mn		

Market Capitalisation	PE Ratio
Rs. 3,589.15 bn	10.3

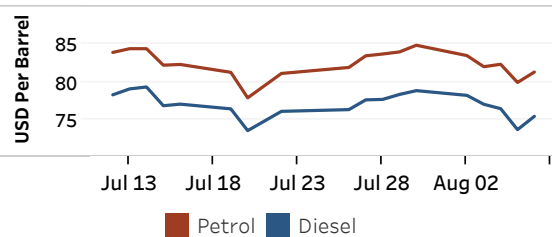


Source: Colombo Stock Exchange

Energy

Refined Oil Products - Singapore Market

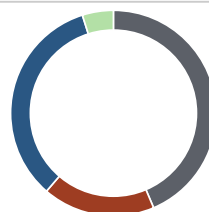
USD per Barrel	Petrol	Diesel
06-Aug-21	81.29	75.39



Source: Reuters

Electricity Generation

06-Aug-21	
Total Energy (GWh)	45.22
Peak Demand (MW)	2,499.60



Per cent	Source
43.6	Thermal Coal
17.7	Thermal Oil
33.8	Hydro
4.9	Wind

Source: Ceylon Electricity Board