

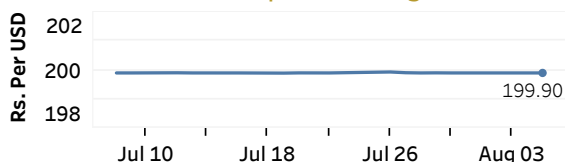


Real GDP 2021 Q1: 4.3% NCPI Y-o-Y Change (2013=100) June: 6.1% CCPI Y-o-Y Change (2013=100) July: 5.7%

Exchange Rates

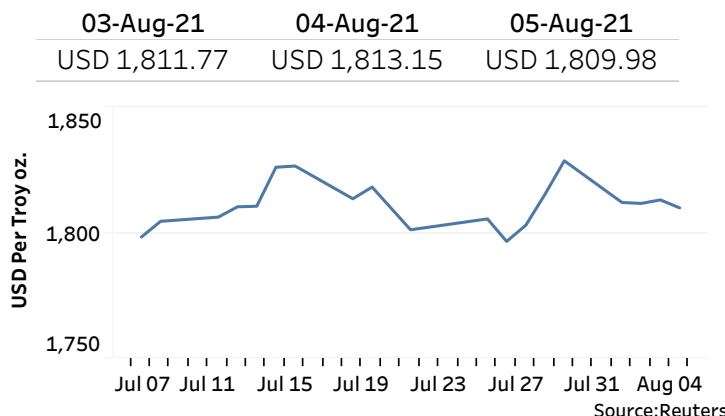
05-Aug-21		
Rs. Per Unit	TT Buying	TT Selling
USD	198.3183	202.8977
GBP	273.7779	281.9524
EUR	233.2523	240.3800
JPY	1.8000	1.8516

Indicative USD Spot Exchange Rate



Source: Central Bank of Sri Lanka

Gold Price

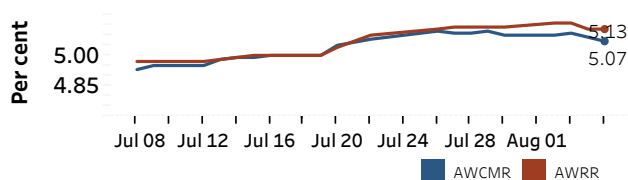


Source: Reuters

Money Market

Policy Rates: SDF Rate: 4.50% SLF Rate: 5.50% Bank Rate: 8.50% SRR: 2.00%

Overnight Money Market Rates



04-Aug-21 05-Aug-21

Overnight Liquidity (Rs. bn) 58.47 60.92

Yield Rates of T-Bills

	Primary Market 30-Jul-21	Secondary Market 04-Aug-21
91 Day	5.22	5.18
182 Day	5.23	5.01
364 Day	5.25	4.99

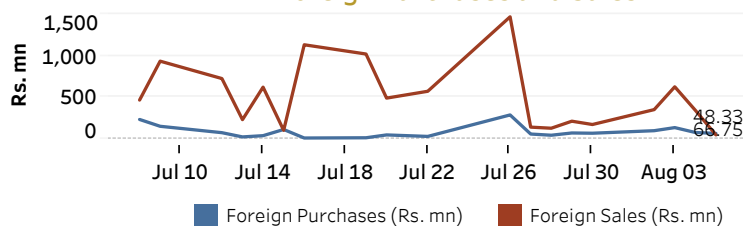
Source: Central Bank of Sri Lanka

Share Market

05-Aug-21		
ASPI	▼	8,011.94
S&P SL20	▼	3,037.61
Daily Turnover		
Rs. 5,066.97 mn		

Market Capitalisation	PE Ratio
Rs. 3,550.51 bn	10.3

Foreign Purchases and Sales

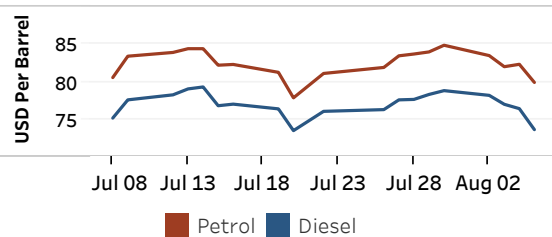


Source: Colombo Stock Exchange

Energy

Refined Oil Products - Singapore Market

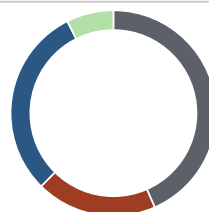
USD per Barrel	Petrol	Diesel
05-Aug-21	79.90	73.61



Source: Reuters

Electricity Generation

	05-Aug-21
Total Energy (GWh)	45.42
Peak Demand (MW)	2,534.40



Per cent	Source
43.4	Thermal Coal
19.0	Thermal Oil
30.2	Hydro
7.4	Wind

Source: Ceylon Electricity Board