

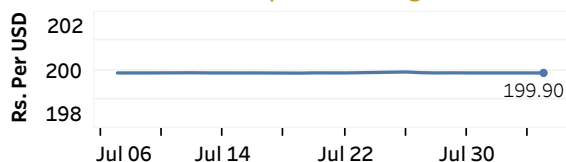


Real GDP 2021 Q1: 4.3% NCPI Y-o-Y Change (2013=100) June: 6.1% CCPI Y-o-Y Change (2013=100) July: 5.7%

Exchange Rates

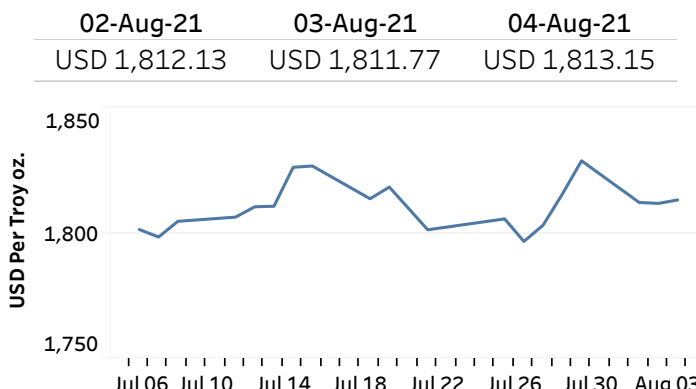
04-Aug-21		
Rs. Per Unit	TT Buying	TT Selling
USD	198.0983	202.8977
GBP	274.7715	282.7090
EUR	234.0004	241.1405
JPY	1.8110	1.8629

Indicative USD Spot Exchange Rate



Source: Central Bank of Sri Lanka

Gold Price

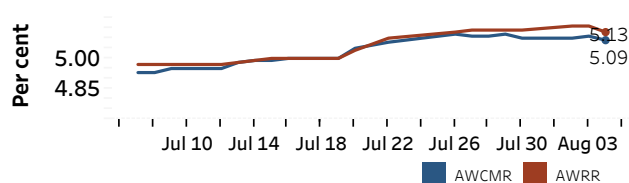


Source: Reuters

Money Market

Policy Rates: SDF Rate: 4.50% SLF Rate: 5.50% Bank Rate: 8.50% SRR: 2.00%

Overnight Money Market Rates



03-Aug-21 04-Aug-21

Overnight Liquidity (Rs. bn) 56.50 58.47

Yield Rates of T-Bills

	Primary Market 30-Jul-21	Secondary Market 03-Aug-21
91 Day	5.22	5.18
182 Day	5.23	5.01
364 Day	5.25	4.95

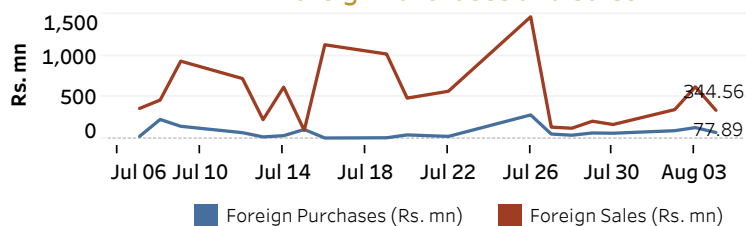
Source: Central Bank of Sri Lanka

Share Market

04-Aug-21		
ASPI	▼	8,210.31
S&P SL20	▼	3,109.97
Daily Turnover		
Rs. 5,682.22 mn		

Market Capitalisation	PE Ratio
Rs. 3,638.42 bn	10.6

Foreign Purchases and Sales

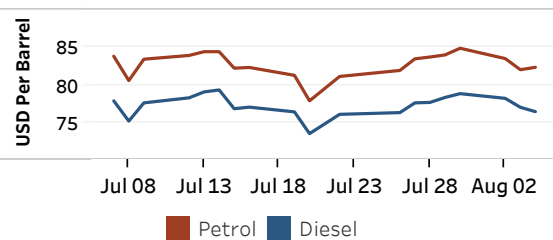


Source: Colombo Stock Exchange

Energy

Refined Oil Products - Singapore Market

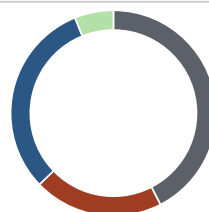
USD per Barrel	Petrol	Diesel
04-Aug-21	82.32	76.41



Source: Reuters

Electricity Generation

	04-Aug-21
Total Energy (GWh)	45.66
Peak Demand (MW)	2,539.80



Per cent	Source
42.5	Thermal Coal
20.3	Thermal Oil
31.1	Hydro
6.1	Wind

Source: Ceylon Electricity Board