

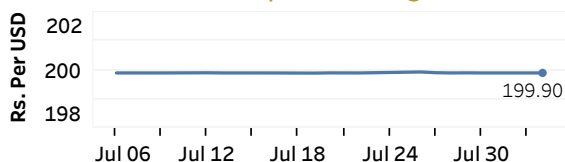


Real GDP 2021 Q1: 4.3%    NCPI Y-o-Y Change (2013=100) June: 6.1%    CCPI Y-o-Y Change (2013=100) July: 5.7%

### Exchange Rates

03-Aug-21		
Rs. Per Unit	TT Buying	TT Selling
USD	198.0983	202.8977
GBP	273.9725	282.1468
EUR	234.0200	241.1650
JPY	1.8066	1.8585

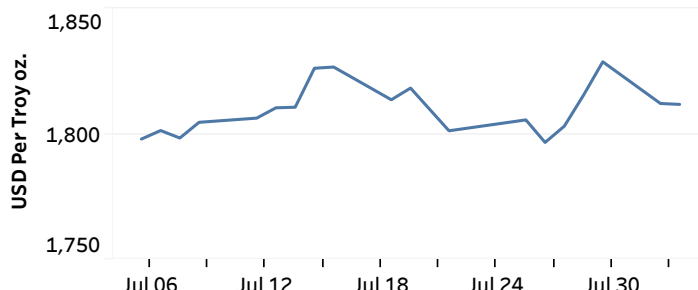
#### Indicative USD Spot Exchange Rate



Source: Central Bank of Sri Lanka

### Gold Price

30-Jul-21	02-Aug-21	03-Aug-21
USD 1,828.73	USD 1,812.13	USD 1,811.77

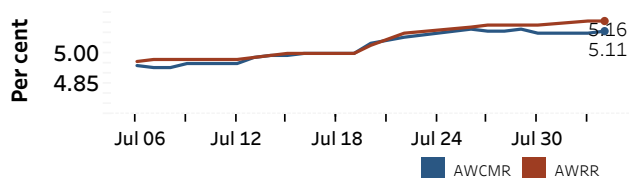


Source: Reuters

### Money Market

Policy Rates: SDF Rate: 4.50%    SLF Rate: 5.50%    Bank Rate: 8.50%    SRR: 2.00%

#### Overnight Money Market Rates



02-Aug-21    03-Aug-21

Overnight Liquidity (Rs. bn)    53.62    56.50

#### Yield Rates of T-Bills

	Primary Market	Secondary Market
	30-Jul-21	02-Aug-21
91 Day	5.22	5.18
182 Day	5.23	5.01
364 Day	5.25	4.99

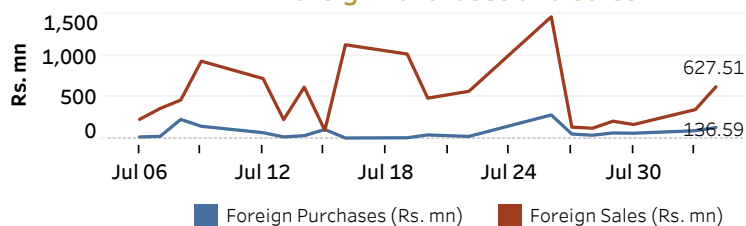
Source: Central Bank of Sri Lanka

### Share Market

03-Aug-21		
ASPI	▲	8,222.55
S&P SL20	▲	3,111.15
Daily Turnover		
Rs. 6,647.54 mn		

Market Capitalisation	PE Ratio
Rs. 3,643.84 bn	10.6

#### Foreign Purchases and Sales

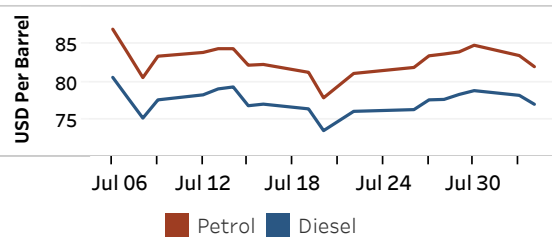


Source: Colombo Stock Exchange

### Energy

#### Refined Oil Products - Singapore Market

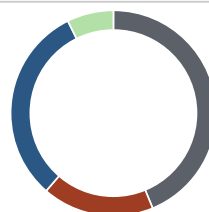
USD per Barrel	Petrol	Diesel
03-Aug-21	82.00	76.99



Source: Reuters

#### Electricity Generation

03-Aug-21	
Total Energy (GWh)	45.16
Peak Demand (MW)	2,531.60



Per cent	Source
43.8	Thermal Coal
17.6	Thermal Oil
31.3	Hydro
7.3	Wind

Source: Ceylon Electricity Board