

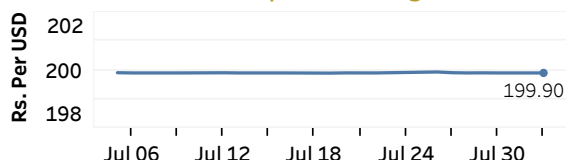


Real GDP 2021 Q1: 4.3%    NCPI Y-o-Y Change (2013=100) June: 6.1%    CCPI Y-o-Y Change (2013=100) July: 5.7%

## Exchange Rates

02-Aug-21		
Rs. Per Unit	TT Buying	TT Selling
USD	197.2063	202.8977
GBP	273.9786	282.1525
EUR	233.9366	241.0800
JPY	1.7997	1.8514

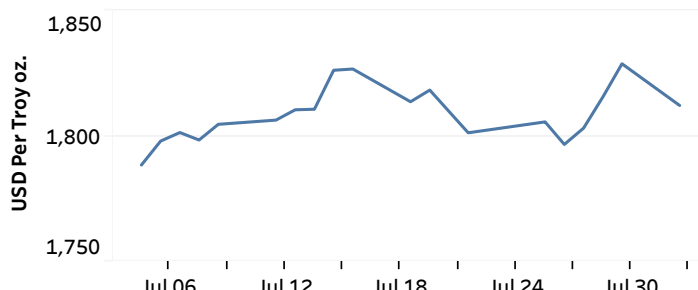
### Indicative USD Spot Exchange Rate



Source: Central Bank of Sri Lanka

## Gold Price

29-Jul-21	30-Jul-21	02-Aug-21
USD 1,815.45	USD 1,828.73	USD 1,812.13

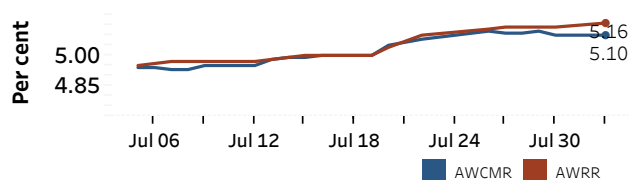


Source: Reuters

## Money Market

Policy Rates: SDF Rate: 4.50%    SLF Rate: 5.50%    Bank Rate: 8.50%    SRR: 2.00%

### Overnight Money Market Rates



30-Jul-21    02-Aug-21

Overnight Liquidity (Rs. bn)    8.72    53.62

### Yield Rates of T-Bills

	Primary Market	Secondary Market
	30-Jul-21	30-Jul-21
91 Day	5.22	5.20
182 Day	5.23	5.10
364 Day	5.25	4.99

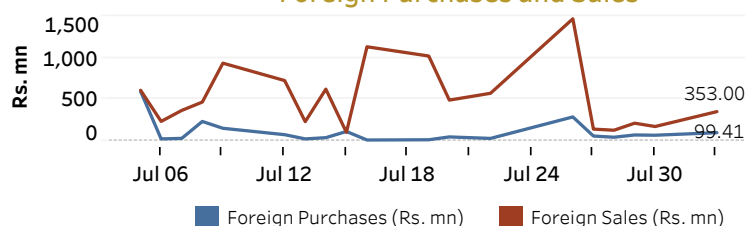
Source: Central Bank of Sri Lanka

## Share Market

02-Aug-21		
ASPI	▲	8,148.02
S&P SL20	▲	3,072.38
Daily Turnover		
Rs. 4,094.53 mn		

Market Capitalisation	PE Ratio
Rs. 3,610.81 bn	10.5

### Foreign Purchases and Sales

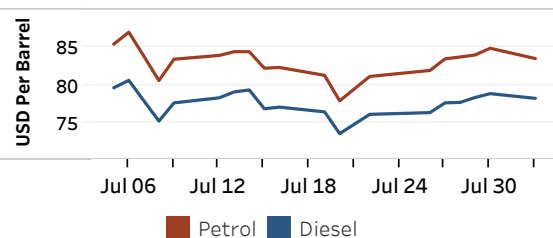


Source: Colombo Stock Exchange

## Energy

### Refined Oil Products - Singapore Market

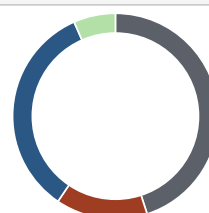
USD per Barrel	Petrol	Diesel
02-Aug-21	83.48	78.18



Source: Reuters

### Electricity Generation

02-Aug-21	
Total Energy (GWh)	43.83
Peak Demand (MW)	2,495.90



Source: Ceylon Electricity Board