



Real GDP 2021 Q1: 4.3% NCPI Y-o-Y Change (2013=100) June: 6.1% CCPI Y-o-Y Change (2013=100) July: 5.7%

Exchange Rates

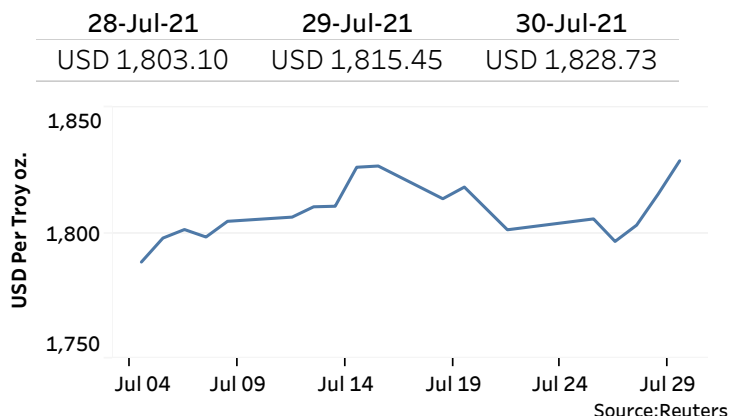
30-Jul-21	TT Buying	TT Selling
Rs. Per Unit		
USD	198.3983	202.8977
GBP	275.3447	283.3051
EUR	233.6903	241.3205
JPY	1.8026	1.8524

Indicative USD Spot Exchange Rate



Source: Central Bank of Sri Lanka

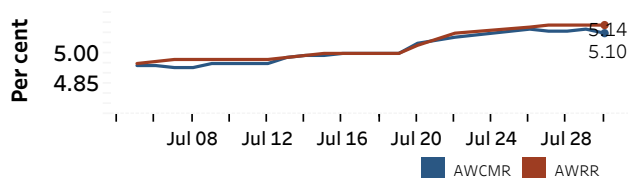
Gold Price



Money Market

Policy Rates: SDF Rate: 4.50% SLF Rate: 5.50% Bank Rate: 8.50% SRR: 2.00%

Overnight Money Market Rates



	29-Jul-21	30-Jul-21
Overnight Liquidity (Rs. bn)	23.89	8.72

Yield Rates of T-Bills

	Primary Market 22-Jul-21	Secondary Market 29-Jul-21
91 Day	5.22	5.18
182 Day		4.92
364 Day	5.25	4.98

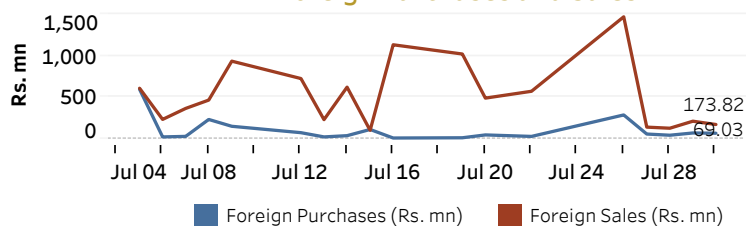
Source: Central Bank of Sri Lanka

Share Market

	30-Jul-21
ASPI	8,120.48
S&P SL20	3,062.17
Daily Turnover	Rs.2,547.30 mn

Market Capitalisation	PE Ratio
Rs. 3,598.61 bn	10.5

Foreign Purchases and Sales

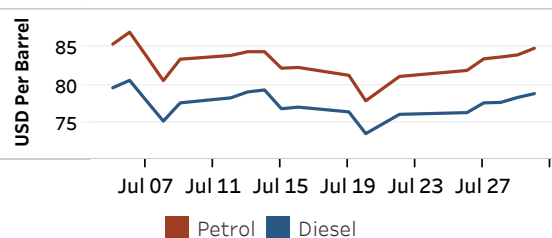


Source: Colombo Stock Exchange

Energy

Refined Oil Products - Singapore Market

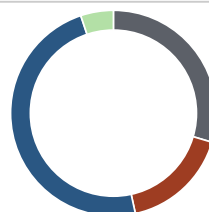
USD per Barrel	Petrol	Diesel
30-Jul-21	84.86	78.81



Source: Reuters

Electricity Generation

	30-Jul-21
Total Energy (GWh)	44.40
Peak Demand (MW)	2,508.00



Per cent	Source
29.6	Thermal Coal
17.0	Thermal Oil
48.3	Hydro
5.1	Wind

Source: Ceylon Electricity Board