

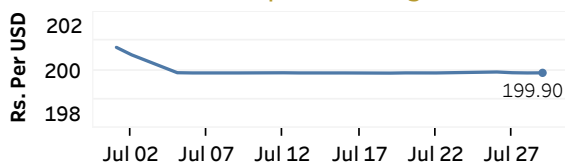


Real GDP 2021 Q1: 4.3% NCPI Y-o-Y Change (2013=100) June: 6.1% CCPI Y-o-Y Change (2013=100) June: 5.2%

Exchange Rates

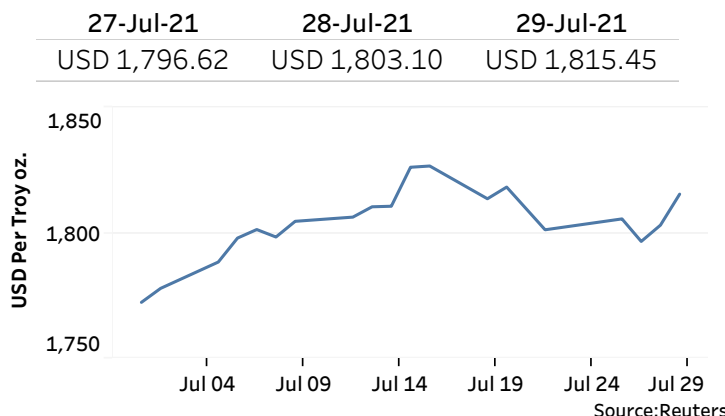
29-Jul-21	TT Buying	TT Selling
Rs. Per Unit		
USD	197.6023	202.8977
GBP	274.7954	282.7315
EUR	233.6481	240.7736
JPY	1.7982	1.8479

Indicative USD Spot Exchange Rate



Source: Central Bank of Sri Lanka

Gold Price

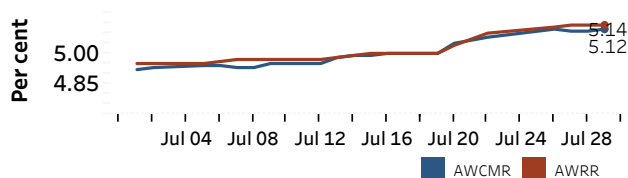


Source: Reuters

Money Market

Policy Rates: SDF Rate: 4.50% SLF Rate: 5.50% Bank Rate: 8.50% SRR: 2.00%

Overnight Money Market Rates



28-Jul-21 29-Jul-21

Overnight Liquidity (Rs. bn) 20.52 23.89

Yield Rates of T-Bills

	Primary Market 22-Jul-21	Secondary Market 28-Jul-21
91 Day	5.22	5.18
182 Day		4.92
364 Day	5.25	4.99

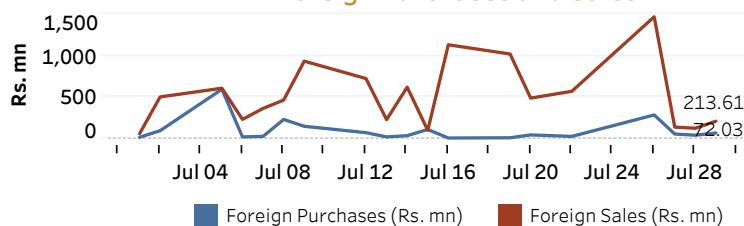
Source: Central Bank of Sri Lanka

Share Market

29-Jul-21		
ASPI	▲	8,140.76
S&P SL20	▲	3,071.54
Daily Turnover		
Rs.2,493.20 mn		

Market Capitalisation	PE Ratio
Rs. 3,607.60 bn	10.8

Foreign Purchases and Sales

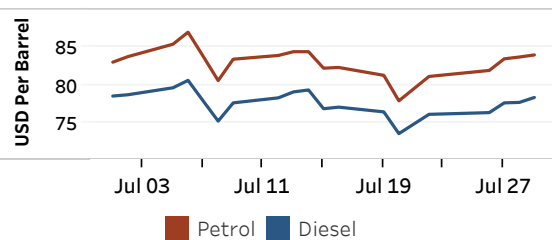


Source: Colombo Stock Exchange

Energy

Refined Oil Products - Singapore Market

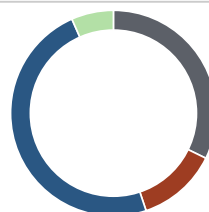
USD per Barrel	Petrol	Diesel
29-Jul-21	83.97	78.30



Source: Reuters

Electricity Generation

29-Jul-21	
Total Energy (GWh)	43.31
Peak Demand (MW)	2,539.80



Source: Ceylon Electricity Board