

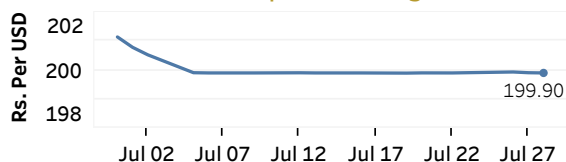


Real GDP 2021 Q1: 4.3% NCPI Y-o-Y Change (2013=100) June: 6.1% CCPI Y-o-Y Change (2013=100) June: 5.2%

Exchange Rates

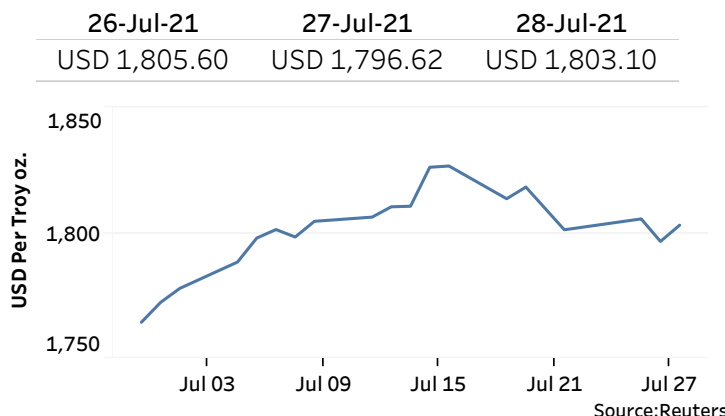
28-Jul-21	TT Buying	TT Selling
Rs. Per Unit		
USD	197.9023	202.8977
GBP	273.7057	281.8769
EUR	233.0575	240.1782
JPY	1.7977	1.8474

Indicative USD Spot Exchange Rate



Source: Central Bank of Sri Lanka

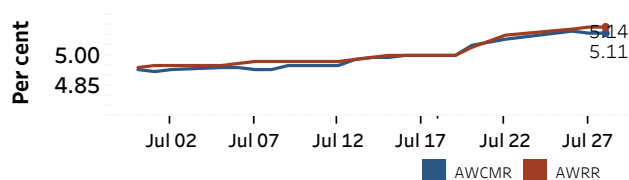
Gold Price



Money Market

Policy Rates: SDF Rate: 4.50% SLF Rate: 5.50% Bank Rate: 8.50% SRR: 2.00%

Overnight Money Market Rates



Yield Rates of T-Bills

	Primary Market 22-Jul-21	Secondary Market 27-Jul-21
91 Day	5.22	5.11
182 Day		4.85
364 Day	5.25	5.04

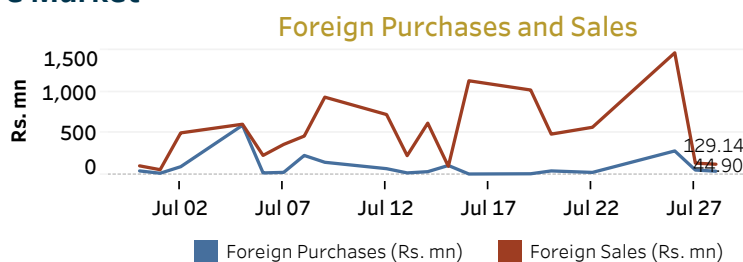
Source: Central Bank of Sri Lanka

	27-Jul-21	28-Jul-21
Overnight Liquidity (Rs. bn)	21.85	20.52

Share Market

28-Jul-21		
ASPI	▲	8,096.98
S&P SL20	▲	3,050.99
Daily Turnover		
Rs. 1,806.55 mn		

Market Capitalisation	PE Ratio
Rs. 3,588.19 bn	10.9

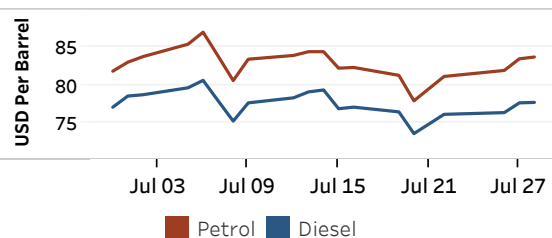


Source: Colombo Stock Exchange

Energy

Refined Oil Products - Singapore Market

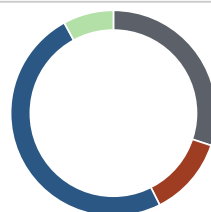
USD per Barrel	Petrol	Diesel
28-Jul-21	83.69	77.64



Source: Reuters

Electricity Generation

	28-Jul-21
Total Energy (GWh)	42.74
Peak Demand (MW)	2,468.72



Source: Ceylon Electricity Board