

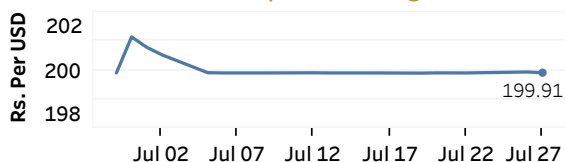


Real GDP 2021 Q1: 4.3%    NCPI Y-o-Y Change (2013=100) June: 6.1%    CCPI Y-o-Y Change (2013=100) June: 5.2%

### Exchange Rates

27-Jul-21	TT Buying	TT Selling
Rs. Per Unit		
USD	197.8023	202.8977
GBP	272.5824	280.7279
EUR	232.6615	239.7727
JPY	1.7908	1.8404

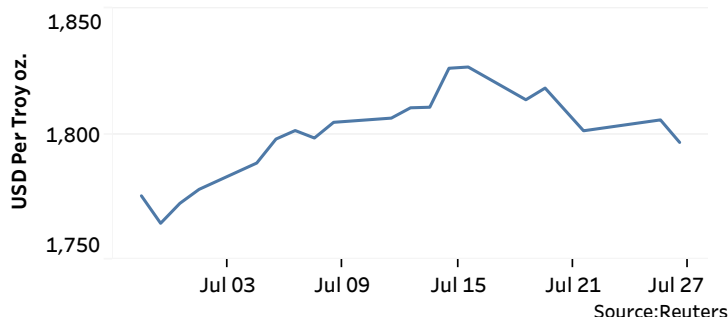
#### Indicative USD Spot Exchange Rate



Source: Central Bank of Sri Lanka

### Gold Price

22-Jul-21	26-Jul-21	27-Jul-21
USD 1,801.27	USD 1,805.60	USD 1,796.62

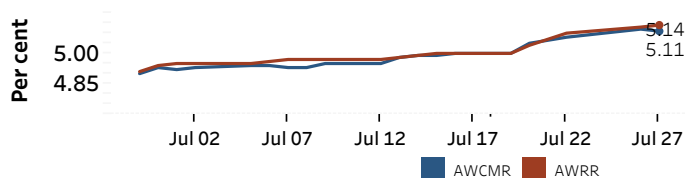


Source: Reuters

### Money Market

Policy Rates: SDF Rate: 4.50%    SLF Rate: 5.50%    Bank Rate: 8.50%    SRR: 2.00%

#### Overnight Money Market Rates



26-Jul-21    27-Jul-21

Overnight Liquidity (Rs. bn)    18.70    21.85

#### Yield Rates of T-Bills

	Primary Market	Secondary Market
	22-Jul-21	26-Jul-21
91 Day	5.22	5.21
182 Day		4.85
364 Day	5.25	5.07

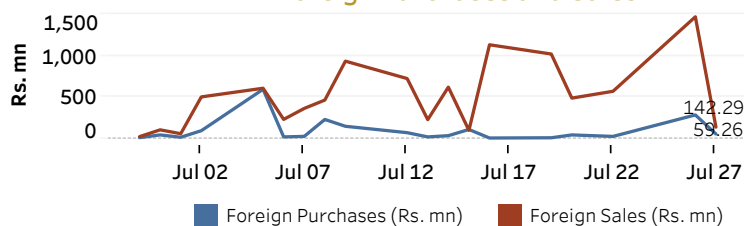
Source: Central Bank of Sri Lanka

### Share Market

	27-Jul-21	
ASPI	▼	8,092.98
S&P SL20	▼	3,048.22
Daily Turnover		Rs. 2,313.79 mn

Market Capitalisation	PE Ratio
Rs. 3,586.42 bn	10.9

#### Foreign Purchases and Sales

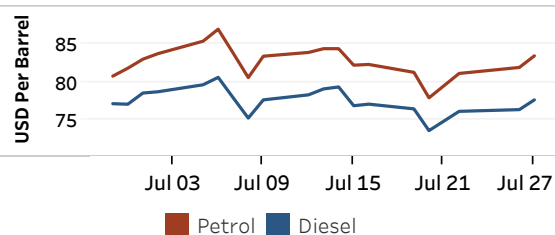


Source: Colombo Stock Exchange

### Energy

#### Refined Oil Products - Singapore Market

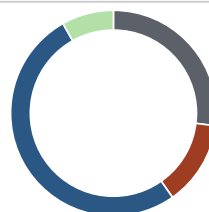
USD per Barrel	Petrol	Diesel
27-Jul-21	83.45	77.58



Source: Reuters

#### Electricity Generation

	27-Jul-21
Total Energy (GWh)	40.53
Peak Demand (MW)	2,433.80



Per cent	Source
27.0	Thermal Coal
13.3	Thermal Oil
51.6	Hydro
8.2	Wind

Source: Ceylon Electricity Board