

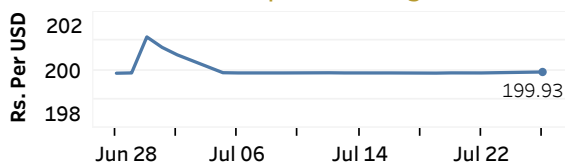


Real GDP 2021 Q1: 4.3%    NCPI Y-o-Y Change (2013=100) June: 6.1%    CCPI Y-o-Y Change (2013=100) June: 5.2%

### Exchange Rates

| 26-Jul-21    |           |            |
|--------------|-----------|------------|
| Rs. Per Unit | TT Buying | TT Selling |
| USD          | 197.9023  | 202.8977   |
| GBP          | 271.1898  | 279.2107   |
| EUR          | 231.6099  | 239.2056   |
| JPY          | 1.7888    | 1.8383     |

#### Indicative USD Spot Exchange Rate



Source: Central Bank of Sri Lanka

### Gold Price

| 20-Jul-21    | 22-Jul-21    | 26-Jul-21    |
|--------------|--------------|--------------|
| USD 1,818.26 | USD 1,801.27 | USD 1,805.60 |

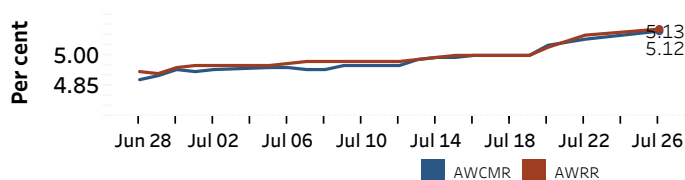


Source: Reuters

### Money Market

Policy Rates: SDF Rate: 4.50%    SLF Rate: 5.50%    Bank Rate: 8.50%    SRR: 2.00%

#### Overnight Money Market Rates



22-Jul-21    26-Jul-21

Overnight Liquidity (Rs. bn)    0.03    18.70

#### Yield Rates of T-Bills

|         | Primary Market | Secondary Market |
|---------|----------------|------------------|
|         | 22-Jul-21      | 22-Jul-21        |
| 91 Day  | 5.22           | 5.17             |
| 182 Day | -              | 5.05             |
| 364 Day | 5.25           | 5.04             |

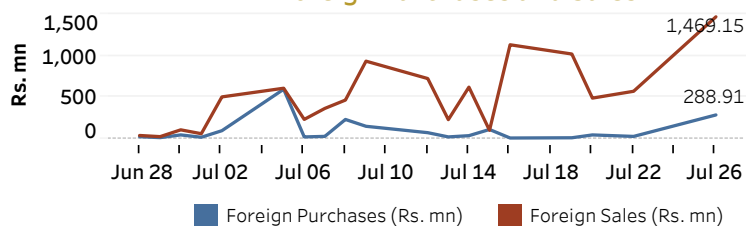
Source: Central Bank of Sri Lanka

### Share Market

| 26-Jul-21       |   |          |
|-----------------|---|----------|
| ASPI            | ▼ | 8,122.73 |
| S&P SL20        | ▼ | 3,060.01 |
| Daily Turnover  |   |          |
| Rs. 4,600.54 mn |   |          |

| Market Capitalisation | PE Ratio |
|-----------------------|----------|
| Rs. 3,599.60 bn       | 11.0     |

#### Foreign Purchases and Sales

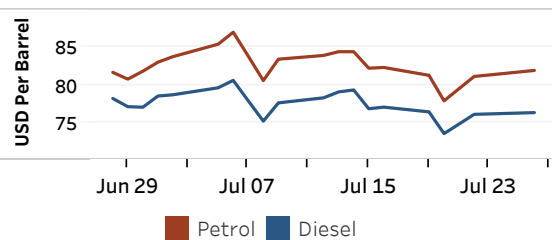


Source: Colombo Stock Exchange

### Energy

#### Refined Oil Products - Singapore Market

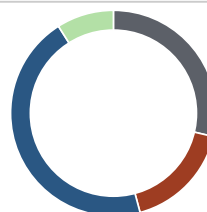
| USD per Barrel | Petrol | Diesel |
|----------------|--------|--------|
| 26-Jul-21      | 81.90  | 76.28  |



Source: Reuters

#### Electricity Generation

| 26-Jul-21          |          |
|--------------------|----------|
| Total Energy (GWh) | 39.64    |
| Peak Demand (MW)   | 2,304.48 |



| Per cent | Source       |
|----------|--------------|
| 28.7     | Thermal Coal |
| 17.2     | Thermal Oil  |
| 45.2     | Hydro        |
| 9.0      | Wind         |

Source: Ceylon Electricity Board