

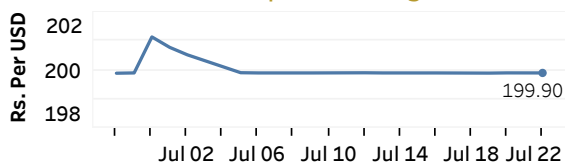


Real GDP 2021 Q1: 4.3% NCPI Y-o-Y Change (2013=100) June: 6.1% CCPI Y-o-Y Change (2013=100) June: 5.2%

Exchange Rates

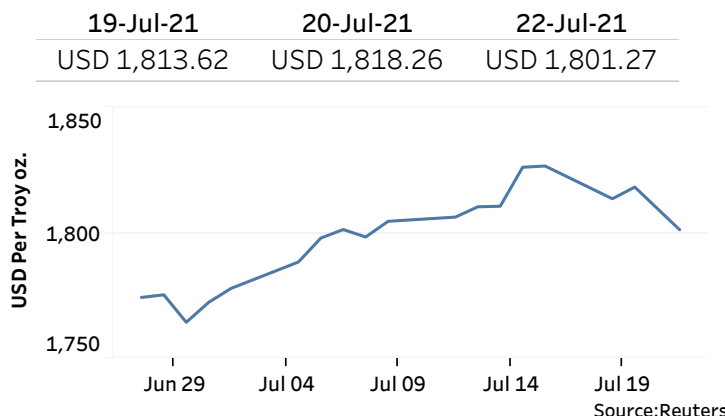
22-Jul-21	TT Buying	TT Selling
Rs. Per Unit		
USD	197.9223	202.8977
GBP	270.2152	278.3026
EUR	232.0060	239.6001
JPY	1.6811	1.7286

Indicative USD Spot Exchange Rate



Source: Central Bank of Sri Lanka

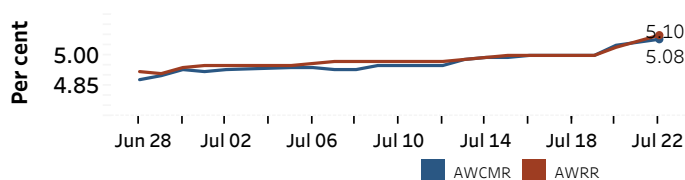
Gold Price



Money Market

Policy Rates: SDF Rate: 4.50% SLF Rate: 5.50% Bank Rate: 8.50% SRR: 2.00%

Overnight Money Market Rates



Yield Rates of T-Bills

	Primary Market 16-Jul-21	Secondary Market 20-Jul-21
91 Day	5.21	5.14
182 Day	5.22	5.04
364 Day	5.24	5.09

Source: Central Bank of Sri Lanka

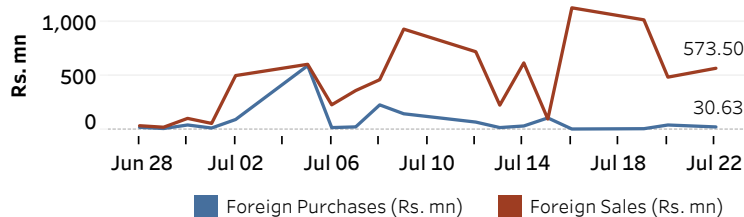
	20-Jul-21	22-Jul-21
Overnight Liquidity (Rs. bn)	1.83	0.03

Share Market

	22-Jul-21
ASPI	8,136.76 ▲
S&P SL20	3,092.31 ▼
Daily Turnover	Rs. 5,666.78 mn

Market Capitalisation	PE Ratio
Rs. 3,605.82 bn	11.0

Foreign Purchases and Sales

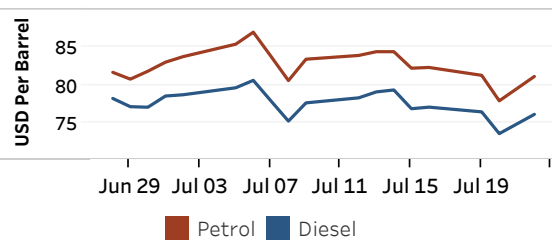


Source: Colombo Stock Exchange

Energy

Refined Oil Products - Singapore Market

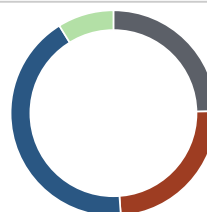
USD per Barrel	Petrol	Diesel
22-Jul-21	81.10	76.05



Source: Reuters

Electricity Generation

	22-Jul-21
Total Energy (GWh)	44.62
Peak Demand (MW)	2,423.20



Per cent	Source
24.7	Thermal Coal
24.2	Thermal Oil
42.3	Hydro
8.8	Wind

Source: Ceylon Electricity Board