

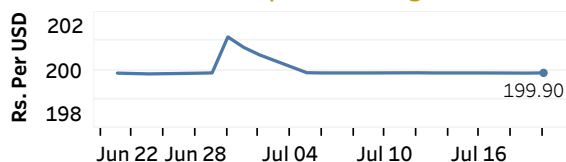


Real GDP 2021 Q1: 4.3% NCPI Y-o-Y Change (2013=100) May: 6.1% CCPI Y-o-Y Change (2013=100) June: 5.2%

Exchange Rates

20-Jul-21	TT Buying	TT Selling
Rs. Per Unit		
USD	197.9023	202.8977
GBP	270.9479	277.8661
EUR	232.5223	239.6311
JPY	1.8012	1.8529

Indicative USD Spot Exchange Rate



Source: Central Bank of Sri Lanka

Gold Price

16-Jul-21	19-Jul-21	20-Jul-21
USD 1,826.65	USD 1,813.62	USD 1,818.26

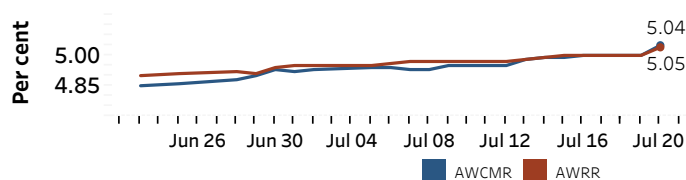


Source: Reuters

Money Market

Policy Rates: SDF Rate: 4.50% SLF Rate: 5.50% Bank Rate: 8.50% SRR: 2.00%

Overnight Money Market Rates



19-Jul-21 20-Jul-21

Overnight Liquidity (Rs. bn) 53.59 1.83

Yield Rates of T-Bills

	Primary Market	Secondary Market
	16-Jul-21	19-Jul-21
91 Day	5.21	5.12
182 Day	5.22	5.05
364 Day	5.24	5.12

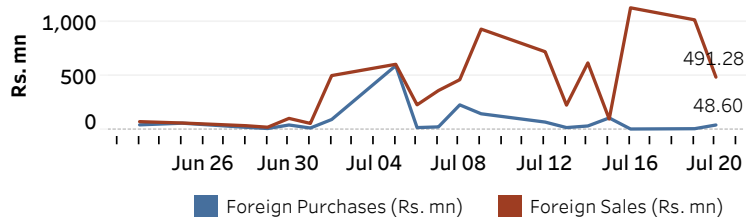
Source: Central Bank of Sri Lanka

Share Market

20-Jul-21	
ASPI	▲ 8,068.33
S&P SL20	▲ 3,095.09
Daily Turnover	
Rs. 4,885.33 mn	

Market Capitalisation	PE Ratio
Rs. 3,575.50 bn	10.9

Foreign Purchases and Sales

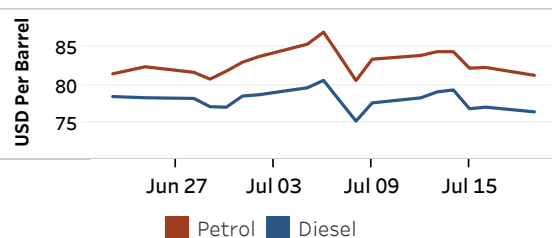


Source: Colombo Stock Exchange

Energy

Refined Oil Products - Singapore Market

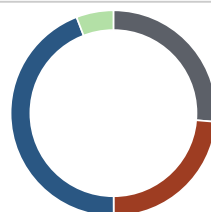
USD per Barrel	Petrol	Diesel
19-Jul-21	81.25	76.38



Source: Reuters

Electricity Generation

20-Jul-21	
Total Energy (GWh)	44.13
Peak Demand (MW)	2,518.10



Per cent	Source
26.4	Thermal Coal
23.6	Thermal Oil
44.2	Hydro
5.8	Wind

Source: Ceylon Electricity Board