

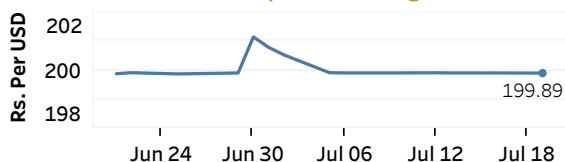


Real GDP 2021 Q1: 4.3% NCPI Y-o-Y Change (2013=100) May: 6.1% CCPI Y-o-Y Change (2013=100) June: 5.2%

Exchange Rates

19-Jul-21	TT Buying	TT Selling
Rs. Per Unit		
USD	197.9023	202.8977
GBP	271.2039	279.3156
EUR	232.6338	239.7443
JPY	1.7957	1.8474

Indicative USD Spot Exchange Rate



Source: Central Bank of Sri Lanka

Gold Price

15-Jul-21	16-Jul-21	19-Jul-21
USD 1,826.16	USD 1,826.65	USD 1,813.62

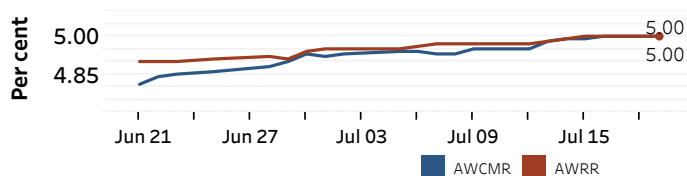


Source: Reuters

Money Market

Policy Rates: SDF Rate: 4.50% SLF Rate: 5.50% Bank Rate: 8.50% SRR: 2.00%

Overnight Money Market Rates



16-Jul-21 19-Jul-21

Overnight Liquidity (Rs. bn) 61.77 53.59

Yield Rates of T-Bills

	Primary Market	Secondary Market
	16-Jul-21	16-Jul-21
91 Day	5.21	5.15
182 Day	5.22	5.20
364 Day	5.24	5.13

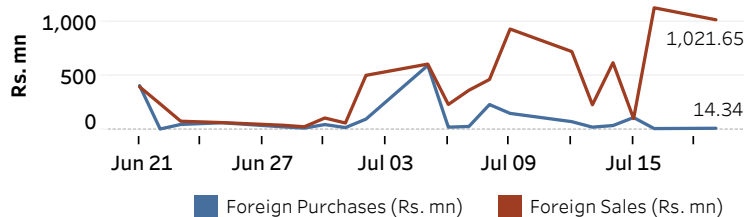
Source: Central Bank of Sri Lanka

Share Market

19-Jul-21		
ASPI	▲	8,022.55
S&P SL20	▲	3,081.94
Daily Turnover		
Rs. 6,223.78 mn		

Market Capitalisation	PE Ratio
Rs. 3,554.42 bn	10.9

Foreign Purchases and Sales

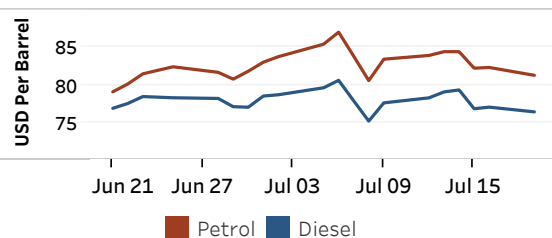


Source: Colombo Stock Exchange

Energy

Refined Oil Products - Singapore Market

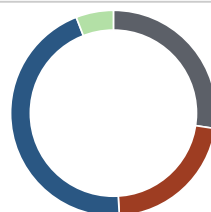
USD per Barrel	Petrol	Diesel
19-Jul-21	81.25	76.38



Source: Reuters

Electricity Generation

19-Jul-21	
Total Energy (GWh)	42.46
Peak Demand (MW)	2,515.50



Per cent	Source
27.4	Thermal Coal
21.7	Thermal Oil
45.0	Hydro
5.9	Wind

Source: Ceylon Electricity Board