



Real GDP 2021 Q1: 4.3% NCPI Y-o-Y Change (2013=100) May: 6.1% CCPI Y-o-Y Change (2013=100) June: 5.2%

Exchange Rates

| 16-Jul-21 | TT Buying | TT Selling |
|--------------|-----------|------------|
| Rs. Per Unit | | |
| USD | 198.1223 | 202.8977 |
| GBP | 272.7038 | 280.8486 |
| EUR | 232.7983 | 239.9177 |
| JPY | 1.7947 | 1.8431 |

Indicative USD Spot Exchange Rate



Source: Central Bank of Sri Lanka

Gold Price

| 14-Jul-21 | 15-Jul-21 | 16-Jul-21 |
|--------------|--------------|--------------|
| USD 1,810.64 | USD 1,826.16 | USD 1,826.65 |

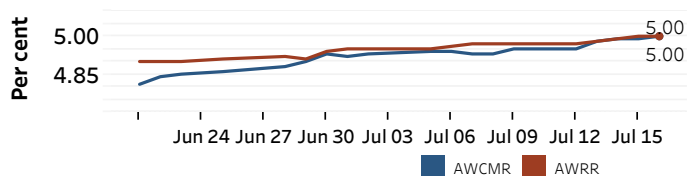


Source: Reuters

Money Market

Policy Rates: SDF Rate: 4.50% SLF Rate: 5.50% Bank Rate: 8.50% SRR: 2.00%

Overnight Money Market Rates



15-Jul-21 16-Jul-21

Overnight Liquidity (Rs. bn) 69.40 61.77

Yield Rates of T-Bills

| | Primary Market 09-Jul-21 | Secondary Market 15-Jul-21 |
|---------|-----------------------------|-------------------------------|
| 91 Day | 5.19 | 5.02 |
| 182 Day | 5.19 | 5.18 |
| 364 Day | 5.23 | 5.00 |

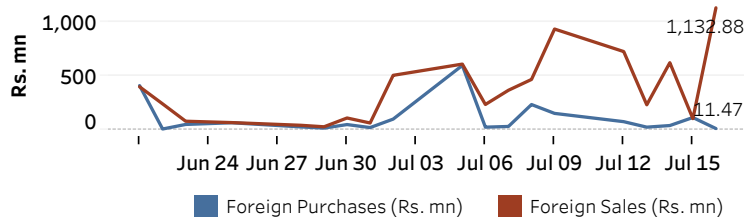
Source: Central Bank of Sri Lanka

Share Market

| | 16-Jul-21 | |
|----------------|------------|-----------------|
| ASPI | ▼ 7,966.95 | |
| S&P SL20 | ▼ 3,030.27 | |
| Daily Turnover | | Rs. 3,078.66 mn |

| Market Capitalisation | PE Ratio |
|-----------------------|----------|
| Rs. 3,529.79 bn | 10.8 |

Foreign Purchases and Sales

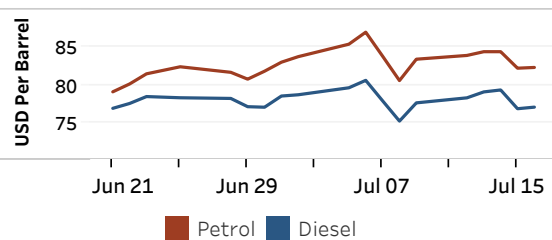


Source: Colombo Stock Exchange

Energy

Refined Oil Products - Singapore Market

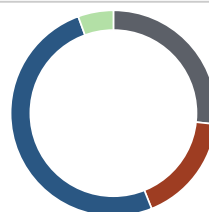
| USD per Barrel | Petrol | Diesel |
|----------------|--------|--------|
| 16-Jul-21 | 82.30 | 77.01 |



Source: Reuters

Electricity Generation

| | 16-Jul-21 |
|--------------------|-----------|
| Total Energy (GWh) | 43.56 |
| Peak Demand (MW) | 2,511.10 |



| Per cent | Source |
|----------|--------------|
| 26.7 | Thermal Coal |
| 17.2 | Thermal Oil |
| 50.5 | Hydro |
| 5.6 | Wind |

Source: Ceylon Electricity Board